

Mill House Quilts

100 Baker Street • Waunakee, WI 53597

(608) 849-6473 • info@millhousequilts.com • www.millhousequilts.com

Hours: Monday–Saturday, 9am–5pm • Thursday, 9am–8pm • Sunday, 12–4pm

YOUR QUILTING HAVEN

JANUARY–MARCH 2012

Leap Year Staff Challenge

Mill House's talented staff has received a leap year challenge, and one lucky customer will receive a \$50 Mill House gift certificate. The challenge quilts will hang for the month of February. Customers may vote for their favorite during the month. On Wednesday, February 29, we will declare a winner. From the winner's ballots we will then pull the lucky customer's name to win the \$50 Mill House gift certificate.



QUILT RETREAT

JANUARY 27 & 28

A get away for sewing and relaxing! Meals, snacks, two nights lodging, and some special treats are included. Arrive anytime Friday afternoon. Welcome reception and dinner are at 6:00. Saturday night will be show and tell after dinner. Pack your projects and join us at the Holiday Inn Express in DeForest. \$175 double occupancy.

MYSTERY QUILT: DAKOTA DREAMS

BEGINS JANUARY 1

Dakota Dreams is a wonderful three fabric, six clue quilt that can be made in two sizes, 35½" square, or 48½" x 63½". Choose your own fabrics, or pick from one of our kits. Begin dreaming of that trip west. You may participate by mail for \$15.

DO YOU HAVE A STORY IN YOUR QUILT?

Will someone pick it up years from now and say, "I remember..."? There are so many reasons to make a quilt. There are so many reasons to receive a quilt. Do you put a label on your quilts? Even just your name and the date can be so exciting to find years in the future. Every time someone brings in an old quilt they found in the attic, bought at an auction, or were given, and we pore over it studying the fabrics, piecing, and color placement, I always wonder what the maker would think if she knew we would get so much pleasure out of looking at her quilt many years later. "That print is so old, yet looks so modern." "Can you believe they really had such a bright color so long ago?" "That fabric was one of my dresses." Are you making a quilt? Please sign and date it. Someone will be thrilled that you did.

Dianne

JENNIFER CHIAVERINI & Traditions from Elm Creek Quilts

SUNDAY, FEBRUARY 5



We're having a party and trunk show. Jennifer will bring her quilts from her new pattern book, *Traditions from Elm Creek Quilts*, and give us an up close and personal look at them.

We'll have door prizes and treats. Time: 1:00-2:30 | Fee: \$25

SLEEP IN YOUR OWN BED RETREAT

FEBRUARY 17-18 OR MARCH 30-31

Do you want a chance to sew all day, but need to be home at night? We've got a two-day retreat right here at Mill House. Bring any projects you wish to work on, or be inspired by one of our samples. We'll provide snacks, lunch, door prizes, inspiration, and maybe a surprise or two. Two dates are available: Friday–Saturday, February 17-18, 9:30-5:00 or Friday-Saturday, March 30-31, 9:30-5:00. Cost per retreat is \$40. Single day rate of \$25 available week of retreat only if space available.



SPRING SAMPLER TOUR APRIL 28-29

Do you want a spring fling? Join us for a fabulous weekend shop hop April 28-29. We'll visit eight stores in four states. We'll have a special pattern for the hop and you'll receive background fabric at each store. More details in the spring newsletter. Call now to reserve your spot. Price: \$139 double occupancy.


ANNUAL GARDEN PARTY: CATHY MILLER, The Singing Quilter MAY 6

You're in for a delightfully entertaining afternoon. Cathy Miller, from Canada, writes and performs quilting songs. Cathy is also a quilt instructor, so she knows what she's singing about. Do you know her song about a hundred ways to hide your stash? Join us for our annual spring party. Food, door prizes, and fun. Sunday, May 6, 1:00-2:30 | \$27

COTTAGE CHARM BLOCK OF THE MONTH 2ND WEDNESDAY • 11:00-12:00 • FREE

New members may join at any time and begin constructing this charming block of the month pattern from The Quilt Company. There are houses and yards with lots of fun details and some embellishment. Pattern required; kits available.

COTTON CLUB BLOCK OF THE MONTH



Join us for the block presentation and free mini pattern every third Tuesday from 10:45-11:45. This quilt has forty-five 5" blocks and the fabrics are warm red and brown reproduction prints. Patterns are required, kits are available. The first month's kit is

\$29.95 and each additional month's fee is \$24.95. The first and last month's fees will be paid for when beginning the club. Hosted by Elaine Sample.

PATTERN DEBUT GEESE IN THE FIELDS

Geese in the Fields is the perfect stash buster. You can even vary the size depending on how many scraps you wish to use up.

BUCK A BLOCK 8

Buck 8 continues through August. You'll receive fabric and a pattern to make two blocks each month. We have two different fabric choices, one traditional and one bold and bright. Your monthly cost is \$1.25 during the current month. If you purchase your kit in a non-current month, or make more than one, your cost for each additional kit is \$3.50. You also need to buy one package of Thangles. You may sign up any time during the year if we have fabric available. Finishing kits to complete the quilts like our sample are available as long as supplies last.

CONKERR CANCER PILLOWCASES FOR KIDS

ConKerr Cancer is a program that provides fun pillowcases for kids who have frequent or long hospital stays. Mill House Quilts is a drop off site for the pillowcases. www.ConKerrCancer.org

QUILT SHOW BULLETIN BOARD

Mill House Quilts has a regional quilt show bulletin board on our web site, www.millhousequilts.com.

DAZZLING DEMOS

3RD THURSDAY • 1:00-1:30 • FREE

Mary will sew a complete project during a free one-half hour demonstration. You will be inspired by useful, simple projects that are quick and easy to do with minimal time or yardage!

QUILT CHALLENGE

Calling all challenge lovers. Mill House Quilts is sponsoring a quilt challenge using fabric designed by Marsha Derse. Quilts will be hung at Mill House during the Sun Prairie Quilt Show, May 6-8, 2012. Pick up challenge rules at the store.



GADGET GURU 3RD WEDNESDAY 10:30-1:30

Stop in the third Wednesday of the month anytime between 10:30-1:30 to see Judy's free demo. January's topic is **pineapple tool** by Gyleen X. Fitzgerald. February is the **Pilot FriXion pen**, and March **Prairie Point Pizzazz** by Karen Sievert.

Mill House Quilts has monthly clubs which meet to share a common interest. All clubs are free and may be joined at any time. Several require a special purchase. Clubs are lecture/demo only, no machine sewing.

Clubs

CLUB NEWS: **Star Gazing Club** begins January 5th. Bring any star pattern ideas as we plan the year's projects. **Appliqué Club** will expand their meeting time until 12:00.

6-INCH BLOCK OF THE MONTH CLUB

1st Tuesday • 9:30-10:30 • FREE

The book *Sylvia's Bridal Sampler* is the source for each month's blocks. Those who bring in completed blocks from the last month's demonstration have a chance to win free fat quarters. This is a great way to make new friends and use up scraps! New members are always welcome! Book required.

BLOCK OF THE MONTH CLUB

1st Thursday • 9:30-10:30 • FREE

Japanese Taupe Quilts by Susan Briscoe is the book chosen for 2012. Each month several blocks will be presented and settings and project ideas will be discussed. Everyone may choose their own project. New members always welcome. Book required.

STAR GAZING CLUB

1st Thursday • 11:00-12:00 • FREE

Star blocks are perennial favorites. We will spend the year studying the stars. Our yearly plan will be developed in January. New members always welcome.

CRAZY QUILT CLUB

1st Thursday • 6:30-7:30 • FREE

Crazy Quilt Club is the place for crazy quilt lovers to compare notes, exchange ideas, and talk about what they've tried or want to try. Show and tell is always encouraged. New members may join at any time. Hosted by Renee Shedivy.

CHARM CLUB

2nd Sunday • 12:30-1:30 • FREE

Are you crazy about charm squares? Then charm club is for you. Each month you receive a free pattern using five-inch squares. You may choose to participate in a charm exchange by bringing twelve five-inch squares to exchange. January's charms are polka dots, February plaid, and March geometric design. Twice a year will be a party highlighting quilts made from the exchanged squares. New members always welcome. Hosted by Irene Stoll.

COTTAGE CHARM BLOCK OF THE MONTH

2nd Wednesday • 11:00-12:00 • FREE

New members may join at any time and begin constructing this charming block of the month pattern from The Quilt Company. There are houses and yards with lots of fun details and some embellishment. Pattern required; kits available. Hosted by Krista Wallace.

MACHINE QUILTING CLUB

2nd Thursday • 11:00-12:00 • FREE

Machine quilting club is your source for sharing information on all aspects of home machine quilting. Bring any tips or problems you have encountered. Cindy will provide a monthly quilting design. Hosted by Cindy Fenster.

STRIP CLUB

2nd Thursday • 6:00-7:00 • FREE

Waunakee's only strip club. Each month a pattern will be presented using 2½" strips, and we'll have a strip exchange based on a theme. To participate in the strip exchange, bring twelve 2½" strips cut width of fabric in the month's theme. January's theme is blue, February, gray, and March baby prints. New members always welcome. Hosted by Jane Vaughan.

APPLIQUÉ CLUB

2nd Friday • 9:30-12:00 • FREE

Bring any appliqué project you are working on or have questions about. Share ideas, help, and conversation as you work on your project. New members always welcome. Hosted by Loretta Holmen.

Thanks to Madison Sewing & Vacuum we have several Janome sewing machines that are available to rent for a modest charge if you are unable to bring your machine to a class. We also have a needle felting machine that may be rented on an hourly basis.

SCRAP LOVERS CLUB

(A/K/A STASH BUSTER BEAUTIES)

2nd Saturday • 9:30-10:30 • FREE

Scrap lovers unite. Each month we'll share ideas through show and tell, and you'll get a free pattern as an incentive to dig into your stash. If you start the free pattern by the next month, you have a chance to win free fat quarters. New members always welcome. Hosted by Dianne Larson.

CIVIL WAR CLUB

3rd Tuesday • 9:30-10:30 • FREE

Civil War Club is for reproduction lovers and historical buffs. Join Mary every third Tuesday to see a presentation of the new block, and share show and tell. Make the previous month's block and be in the drawing for free fat quarters. Pattern or book required. New members always welcome. Hosted by Mary Schmitt.

COTTON CLUB BLOCK OF THE MONTH

3rd Tuesday • 10:45-11:45 • FREE

Cotton Club is the name of a gorgeous red and brown reproduction block of the month program from Bonnie Blue Quilts. The fabric will be available in three kits throughout the year. A pattern will be available each month. The kit fee is \$29.95 for the first month and \$24.95 for each additional month. The first and last months kit fees will be paid when you sign up. You may choose to buy the pattern only. Hosted by Elaine Sample.

UFO CLUB 3rd Wednesday • 9:30-10:30 • FREE

UFO Club is for anyone who can claim to have three or more UnFinishedObjects (quilts) needing more than the binding. Register your UFO's by bringing them to any meeting. Each time you complete a UFO, you may enter your name to win a \$25.00 Mill House gift certificate. Drawing occurs twice a year at the June and December party meetings. New members always welcome. Hosted by Dianne Larson.

EQ CLUB 3rd Thursday • 9:45-10:45 • FREE

Have you played with EQ6 or 7 and want to explore its uses with other quilters? Tips and ideas for exploring and using Electric Quilt will be discussed. Bring a laptop if you can and any questions or ideas you have. Some experience preferred. New members always welcome. Hosted by Fran Heisey and Evelyn Larrison.

THE FARMER'S WIFE SAMPLER CLUB

3rd Thursday • 6:30-7:30 • FREE

Create your own version of The Farmer's Wife sampler quilt. Kathy will guide you through several blocks each month. The Farmer's Wife book required. New members always welcome. Hosted by Kathy Doyle.

Class Schedule

Class policies including bad weather are at the end of the class listing.

BALI WEDDING STAR

Wednesdays, January 11 & February 8, 9:30-3:30

Learn how to blend gorgeous batiks into different color groups to create the arches in Judy Neimeyer's stunning version of the wedding ring quilt. Kits are available.

Skill level: Intermediate. ④

Instructor: Donna Mather\$78

INTRODUCTION TO MACHINE QUILTING

Monday, January 16, 10:00-3:00

Learn to do your own machine quilting. Cindy has extensive quilting experience and specializes in helping you get the most out of your home sewing machine. You will learn how to choose the best quilting design for your quilt and the logistics of how to actually get the quilting onto your quilt.

All skill levels. ④

Instructor: Cindy Fenster\$50

INTERMEDIATE QUILTING

Thursdays, January 19, 26, February 2 & 9, 5:30-8:30

This class is designed for someone who has completed a beginner class, or had some prior quilting experience, and wants to learn more. You will learn some harder piecing and the basics of paper foundation piecing and appliqué. It's a great class for expanding your quilting knowledge.

Instructor: Donna Mather\$55

BEGINNING BEAD EMBELLISHMENT

Friday, January 20, 9:30-3:30

Explore all of the basic stitches used in bead embroidery under Lisa's expert guidance. You'll go home with a sampler of bead embroidery stitches, handouts with information about beads, threads, and embroidery techniques, and many fun new ideas to try at home. A kit with the sampler base, beads, needles, and thread will be purchased at the beginning of class from Lisa. Learn some new ways to liven up quilts, garments, and just about anything made of fabric. ④

Instructor: Lisa Binkley\$55

GOT SCRAPS?

NEW!

Saturday, January 21, 9:30-2:00

Geese in the Fields, a brand new pattern from Thornberry Quilts, is the perfect stash buster. Choose either light or dark background fabrics and then pick other fabric you want to use with it. You'll be working with 1½" and 2½" strips. The more pieces you have, the larger your quilt will be. Strips will be exchanged to have even more variety. ④

Instructor: Jane Vaughan\$40

TEE SHIRT QUILT

Wednesday, January 25, 9:30-2:00

Memory quilts make great gifts for many occasions. Bring all the tee shirts you would like to use. Dianne will show you several different ways to make tee shirt quilts using any number of shirts. ④

Instructor: Dianne Larson\$35

OVAL TOOTHBRUSH RUG

Fridays, January 27 & February 3, 9:30-12:30

This is a great class for learning how to make area rugs and using scraps. The name comes from the original needle which was a broken off toothbrush handle.

The rugs are easy to make, can be any size, and any color.

Instructor: Phyllis Karr\$35

BEGINNING PUNCHNEEDLE

Tuesday, January 31, 1:00-3:30



Would you like a nice, easy, portable project? Punchneedle is quick and fun. It's like painting with floss. Using a special needle, you work from the backside to create a picture.

Instructor: Krista Wallace\$30

RED BIRD HOOKED PENNY MAT

NEW!

**Thursdays, February 9, 9:30-2:00
and February 23, 9:30-12:00**

The art of wool appliqué and traditional hooking combine in this class to create a beautiful red bird mat. You will learn the basics of rug hooking using strips of wool and the skills needed to make a penny rug appliqué.

February 9 Session Only. ④

Instructor: Louise Budde\$40



BEGINNING QUILTING

Mondays, February 13, 20, 27

March 5, 12, 19, & 26, 9:30-12:30

This is a complete beginner class. You'll make six blocks from the Sampler Schoolhouse book by Brenda Henning. You'll learn how to pick out fabric, use rotary cutting equipment, make blocks, put the blocks together with sashing, add a border, quilt, and finally bind your quilt. Sewing machines will be needed starting with the third class.

Instructor: Denise Matson\$78



Our all day classes have the option of a catered lunch or bring your own brown bag lunch.

BEGINNING ELECTRIC QUILT (EQ)

Tuesday, February 14, 9:30-12:00

Have you wondered about the Electric Quilt software? Here is your chance to see what it is all about and investigate how it can be used to enhance and challenge your quilting skills. The demonstration will cover the highlights of the program and start you on your way with designing a block and quilt. You may bring your laptop and work along with Evelyn, but it is not mandatory for the class. We will be working with the EQ7 version of this exciting program. You can also bring EQ6 to the class.

Instructor: Evelyn Larrison \$30

OVAL TOOTHBRUSH RUG

Thursdays, February 16 & 23, 5:30-8:30

This is a great class for learning how to make area rugs and using scraps. The name comes from the original needle which was a broken off toothbrush handle. The rugs are easy to make, can be any size, and any color.

Instructor: Phyllis Karr \$35

FAN SWEATSHIRT JACKET

Wednesdays February 22 & March 7, 9:30-12:30

Turn a cozy sweatshirt, new or used, into a knock out jacket by covering the front and back of the sweatshirt. Roberta is an expert with any sizing alterations that might be

needed. You'll end up with a soft, cozy, flattering jacket. Batiks make an especially classy look.

Instructor: Roberta Phillips \$40



COTTON THEORY LOG CABIN TABLE TOPPER

NEW!

Fridays, February 24, March 2, & 9, 9:30-12:30



In this three-week class you will take four traditionally pieced log cabin blocks and turn them into a reversible table topper or wall hanging. The Cotton Theory Method of quilting will allow you to do this by quilting your small pieces first and then assembling them into

the quilt. You'll learn decorative quilting, how to use a stencil for design quilting, The One Way Street Fold, The Freeway Fold, and the Magic Triangle for binding. Your four log cabin blocks need to be pieced before the first class.

Instructor: Alice Brickl \$55

CYNDIKATION

Saturdays, February 25, 10:00-3:00 and March 24, 10:00-12:00

Would you like to say, "I quilted it myself"? Cindy Fenster and Kathy Doyle have developed a technique called "cyndikation" which gives you the opportunity to successfully quilt your own quilts on your home sewing machine. Cyndikation allows you to divide your quilt into sections, quilt the sections, and then join the quilted sections together. Bring a quilt top without borders attached. In the first session, Cindy will help you decide how to split the top into sections, plan a quilting design, and get you started quilting. The second session will teach the cyndikation technique.

February 25 Session Only. ④


Instructor: Cindy Fenster \$65

BEGINNING CRAZY QUILTING

Wednesday, February 29, 9:30-3:30

If you are a beginner, or need a refresher, this class is for you. You'll make a block from your favorite fabrics, and then learn ten basic stitches: blanket, cretan, lazy daisy, French knot, stem, couching, running, straight, fly, and fan. Ideas for adding beads, crystals, charms, and silk ribbon embroidery will be discussed. You'll be ready to join our Crazy Quilting Club, which is free and meets the first Thursday of the month 6:30-7:30pm. ④

Instructor: Renee Shedivy \$40



BEAD EMBROIDERY—BEYOND THE BASICS

Saturday, March 10, 9:30-3:30

Have you had some bead embroidery experience, or taken the Beginning Bed Embellishment class and now want to learn even more beautiful techniques? Come with a pair of sharp scissors and your creative thinking. You'll purchase a kit with beads, thread, and a sampler base plus handouts from Lisa. You'll learn how to beautifully and securely incorporate larger beads, buttons, and cabochons into your quilts and bead embroideries. We'll explore a variety of edge stitches and fringe techniques while creating a sampler a to take home for future reference and inspiration. ④

Instructor: Lisa Binkley \$55



FABRIC SELECTION MADE EASY

Tuesday, March 13, 9:30-12:00

One of the hardest parts of making a quilt can be choosing the fabrics. This class will open new doors. You will construct a fabric selection guidebook, and gain new knowledge in hands-on exercises that will give you confidence. No sewing in this class.

Instructor: Linda Halpin \$35

Class Schedule

MASTERING HAND QUILTING

Tuesday, March 13, 1:00-4:00

Whether you have quilted before or not, this class is for you. Begin as if you are new to the topic, and explore the world of poke-pull (or stab stitch) quilting. Executed differently from the running stitch, poke-pull quilting allows you to make quilting stitches that are truly reversible. No more calluses, no sore fingers, and no need for a thimble, poke pull quilting is especially good for those with arthritis, carpal tunnel, or limited flexibility due to mastectomies.

Instructor: Linda Halpin. \$35

BALI WEDDING STAR

Wednesdays, March 14 & April 18, 9:30-3:30



Learn how to blend gorgeous batiks into different color groups to create the arches in Judy Neimeyer's stunning version of the wedding ring quilt. Kits are available.

Skill level: Intermediate. ④

Instructor: Donna Mather. . . . \$78

BEGINNING QUILTING

Thursdays, March 15, 22, 29, April 5, 12, & 19, 5:30-8:30

Learn all the basics of quilt making in this six-week class. In the first session you'll learn how to pick fabrics and use the Rotary cutter. Then you'll learn about machine piecing, settings, sashing, quilting and binding using patterns from the book *Sampler Schoolhouse* by Brenda Henning. You must know how to use your sewing machine.

Instructor: Donna Mather \$78

CLUTTER BUG BAG

NEW!



Friday, March 16, 9:30-3:30

Clutter Bug Bag is a little bag with personality. The strap handle and button accents create a fun touch. Make it today and use it tonight. ④

Instructor: Irene Stoll \$35

JELLY ROLL RACE

Sunday, March 25, 12:30-3:30

What's 1600 inches long and finishes at 52" x 68"? A Jelly Roll quilt! Join us for a fast, fun, easy project that will produce a finished lap size quilt top by the end of class. We'll see who's the fastest, just for fun.

Instructor: Katy Ripp \$25

BEGINNING PAPER PIECING

Tuesday, March 27, 9:30-12:30

Learn an easy way to sew complicated angles and handle small pieces by using the paper piecing technique. Kathy has developed an easy method of teaching the steps involved in accurate paper piecing.

Instructor: Kathy Doyle \$30

ESTELLE'S ARIA JACKET

Thursdays, March 29 & April 12, 9:30-12:30

Estelle's Aria is a fun and EASY design creating a special jacket from a sweatshirt or t-shirt. Roberta created the design to accommodate any size shirt and it can be made with very little sewing experience. The pieces are fused together before they are sewn on the raw edges to permanently hold them onto the shirt. Embellishing adds a fun dimension as you learn to couch a special trim to the raw edges. Learn several new techniques that can be used in other quilting projects in the future.

Instructor: Roberta Phillips \$40



*Mill House is
Social Networking!*

CLASS AND EVENT POLICIES


You may register for a class in person or by phone (608) 849-6473. Classes/events must be paid for at the time of registration. A class supply list can be picked up at the store or mailed to you. If you need an item on the supply list and can't get to the store before class, call the store at least one week ahead of class to have the item reserved for you. Double punches are given for class supplies. If the weather is bad, we hold the class/event if the instructor/leader arrives. Cancellations one week or less before a class/event will forfeit the entire fee. Cancellations more than one week before the class/event will forfeit 10% of the fee. Refunds are given as store credit. Mill House Quilts reserves the right to cancel a class/event one week before if there is insufficient enrollment. You may send someone in your place. Our classrooms are upstairs. We are happy to assist you in carrying sewing machines.

January

SUNDAY	MONDAY	TUESDAY	WEDNESDAY	THURSDAY	FRIDAY	SATURDAY						
1	2	6" Block of the Month Club 9:30-10:30	3	4	Machine Piecing Block of the Month Club 9:30-10:45 Star Gazing Club 11:00-12:00 Crazy Quilting Club 6:30-7:30	5	6	7				
CLOSED: Happy New Year!												
Charm Club 12:30-1:30	8	9	10	Bali Wedding Star 9:30-3:30 Cottage Charm Club 11:00-12:00	11	Machine Quilting Club 11:00-12:00 Strip Club 6:00-7:00	12	Appliqué Club 9:30-12:00	13	Scrap Club 9:30-10:30	14	
15	Introduction to Machine Quilting 10:00-3:00	16	Civil War Club 9:30-10:30 Cotton Club 10:45-11:45	17	UFO Club 9:30-10:30	18	EQ Club 9:45-10:45 Dazzling Demos 1:00-1:30 Intermediate Quilting 5:30-8:30 The Farmer's Wife Sampler Club 6:30-7:30	19	Beginning Bead Embellishment 9:30-3:30	20	Got Scraps? 9:30-2:00	21
22	23	24	Tee Shirt Class 9:30-2:00	25	Intermediate Quilting 5:30-8:30	26	Oval Toothbrush Rug 9:30-12:30	27	RETREAT: January 27-29			28
29	30	Beginning Punchneedle 1:00-3:30	31	RETREAT								

February

SUNDAY	MONDAY	TUESDAY	WEDNESDAY	THURSDAY	FRIDAY	SATURDAY						
			1	Machine Piecing Block of the Month Club 9:30-10:45 Star Gazing Club 11:00-12:00 Intermediate Quilting 5:30-8:30 Crazy Quilting Club 6:30-7:30	2	Oval Toothbrush Rug 9:30-12:30	3	4				
Jennifer Chiaverinni Trunk Show 1:00-2:30	5	6	6" Block of the Month Club 9:30-10:30	7	Bali Wedding Star 9:30-3:30 Cottage Charm Club 11:00-12:00	8	Red Bird Hooked Penny Mat 9:30-2:00 Machine Quilting Club 11:00-12:00 Intermediate Quilting 5:30-8:30 Strip Club 6:00-7:00	9	Appliqué Club 9:30-12:00	10	Scrap Club 9:30-10:30	11
Charm Club 12:30-1:30	12	Beginning Quilting 9:30-12:30	13	Beginning Electric Quilt 9:30-12:00	14	UFO Club 9:30-10:30	15	EQ Club 9:45-10:45 Dazzling Demos 1:00-1:30 Oval Toothbrush Rug 5:30-8:30 The Farmer's Wife Sampler Club 6:30-7:30	16	17	18	
19	Beginning Quilting 9:30-12:30	20	Civil War Club 9:30-10:30 Cotton Club 10:45-11:45	21	Fan Sweatshirt Jacket 9:30-12:30	22	Red Bird Hooked Penny Mat 9:30-12:00 Oval Toothbrush Rug 5:30-8:30	23	Cotton Theory Log Cabin 9:30-12:30	24	Cyndikation 10:00-3:00	25
26	Beginning Quilting 9:30-12:30	27	28	Beginning Crazy Quilting 9:30-3:30	29	SLEEP IN YOUR BED RETREAT: February 17-18						



100 Baker Street • Waunakee, WI 53597

Hours: Monday–Saturday, 9am–5pm

Thursday, 9am–8pm • Sunday, 12–4pm

JANUARY–MARCH 2012



EMAIL AND MAILING LIST UPDATE

Please notify us if there are any changes or errors in your address or if you would like to receive our online newsletter.

Email us at info@millhousequilts.com.

JANUARY FABSHOP HOP

Millhouse is participating in the January FabShop Hop.

Find the bunny at www.millhousequilts.com and

enjoy our online store.

WI STATE SHOP HOP

JUNE 8-24, 2012

March

SUNDAY	MONDAY	TUESDAY	WEDNESDAY	THURSDAY	FRIDAY	SATURDAY
				1 Machine Piecing Block of the Month Club 9:30-10:45 Star Gazing Club 11:00-12:00 Crazy Quilting Club 6:30-7:30	2 Cotton Theory Log Cabin 9:30-12:30	3
4	5 Beginning Quilting 9:30-12:30	6 6" Block of the Month Club 9:30-10:30	7 Fan Sweatshirt Jacket 9:30-12:30	8 Machine Quilting Club 11:00-12:00 Strip Club 6:00-7:00	9 Cotton Theory Log Cabin 9:30-12:30 Appliqué Club 9:30-12:00	10 Bead Embroidery– Beyond the Basics 9:30-3:30 Scrap Club 9:30-10:30
Charm Club 12:30-1:30 11	12 Beginning Quilting 9:30-12:30	13 Fabric Selection Made Easy 9:30-12:00 Mastering Hand Quilting 1:00-4:00	14 Bali Wedding Star 9:30-3:30 Cottage Charm Club 11:00-12:00	15 EQ Club 9:45-10:45 Dazzling Demos 1:00-1:30 Beginning Quilting 5:30-8:30 The Farmer's Wife Sampler Club 6:30-7:30	16 Cutter Bug Bag 9:30-3:30	17
18	19 Beginning Quilting 9:30-12:30	20 Civil War Club 9:30-10:30 Cotton Club 10:45-11:45	21 UFO Club 9:30-10:30	22 Beginning Quilting 5:30-8:30	23	24 Cyndikation 10:00-12:00
Jelly Roll Race 12:30-3:30 25	26 Beginning Quilting 9:30-12:30	27 Beginning Paper Piecing 9:30-12:30	28	29 Estelle's Aria Jacket 9:30-12:30 Beginning Quilting 5:30-8:30	30	31
SLEEP IN YOUR BED RETREAT: March 30-31						