

Mill House Quilts

100 Baker Street • Waunakee, WI 53597

(608) 849-6473 • info@millhousequilts.com • www.millhousequilts.com

Hours: Monday – Saturday, 9am – 5pm • Thursday, 9am – 8pm • Sunday, 12 – 4pm

YOUR QUILTING HAVEN

OCT 2008 – JAN 2009

2nd Annual Hunting Party

FRIDAY, NOVEMBER 21


*Dinner, Private Shopping,
and a Class!*

When the guys head for the hunting shack, you can head for Mill House Quilts. Dinner starts at 5:30 followed by a private shopping spree with a 15% coupon, and then a great class. You'll have an enjoyable evening with Irene as you relax, shop, and quilt without interruption. Details in the class section. Friday, November 21, 5:30-10:00 PM.

Mill House Quilts Gift Certificates

THE PERFECT STOCKING STUFFER!

What's on YOUR list this holiday season? Suggest a gift certificate from Mill House Quilts! That special someone will have the satisfaction of giving the perfect gift and you will get to enjoy a special shopping trip to the store! Gift Registry also available.



THERE'S A JUNGLE PLAY YARD ON THE FLOOR OF THE OFFICE.

Sometimes I work to the gentle sound of frogs croaking while my granddaughter watches and coos. Life is finding an enjoyable new normal. As the days shorten, we enter the season of lights—Halloween lights, Channuka lights, and Christmas lights. The lights help brighten the darker days and cheer us along as we prepare for the holidays. I hope your fall and holiday season is enjoyable with many reasons to be thankful. We are thankful for your patronage. If there is any way we can help you with a project, or if there are any special requests, we will do our best to help with your needs.

Dianne

ANNUAL SALE!

THURSDAY-SUNDAY, NOVEMBER 13-16

Our Biggest Sale of the Year!

Selected fabrics 20-30% off. Finish any bolt and get 10% off regular priced fabric, and an additional 10% off sale fabric. Patterns 15% off. Selected books 50% off. Other items as marked.



MYSTERY QUILT WORK DAYS DECEMBER 5 AND 6 • NO CHARGE

MYSTERY PARTY! SUNDAY, DECEMBER 7 • 1:00–3:00 PM • \$10.00

We're having a party to celebrate completed Mill House mysteries. Bring any completed Mill House mystery quilts you have. You will get one entry in the door prize drawings for each quilt you bring. We'll have refreshments (maybe a mystery dessert?), door prizes, and a giant show and tell.



PATTERN DEBUT! NAPA VALLEY TRAIL

Thornberry Quilts Napa Valley Trail table runner is available just in time for your holiday table, or the perfect hostess gift. The pattern has two setting options, so it's easy to make multiple runners that look different. Be one of the first to get this new pattern. Available November 1.

SNUGGLE AND LEARN QUILTS FOR KIDS SATURDAY, NOVEMBER 1

Chris Kirsch will be at Mill House on Saturday, Nov. 1 to lead the workshop, A Coloring Spell, from her newly released book, *Snuggle and Learn Quilts for Kids*. You'll enjoy Chris and her enthusiastic style as you make an educational quilt some child will love. Saturday, November 1. Details in the class section.


FABRIC RESCUE: BAG SALE BAG WEDNESDAY, NOVEMBER 5

MaryAnn Kelmer from Bloomington, IL, is a queen of fabric recycling. In this bag sale bag class you'll learn how to make a great recycled shopping bag. You'll spend the morning learning how to deconstruct men's shirts and then the afternoon how to reconstruct them into this great bag. Wednesday, November 5, 9:30-3:30. Fee: \$45. Details in class section.

QUILT APPRAISALS SATURDAY, DEC 6

Carol Butzke will be at Mill House on Saturday, December 6 from 9:00-5:00 giving written quilt appraisals. Each quilt requires a half hour time slot and the fee is \$40.

CONKERR CANCER PILLOWCASES FOR KIDS



Would you like to help bring a smile to the face of a sick child? Fun pillowcases helped brighten their hospital stays. In 2007 Cindy Kerr won the grand prize in the Martha Stewart Living "Dreamers

Into Doers" contest, with her idea to make fun pillowcases for children hospitalized for long periods of time. Mill House Quilts is happy to be a drop off site for pillowcase donations for ConKerr Cancer. If you need a pattern, there is a simple one in the brochure, or you may use your own standard pillowcase pattern.

OPEN SEWING 2nd SATURDAY & 3rd TUESDAY

Time to meet your friends, make new friends, and get some sewing done. Do you need to use our tables for laying out a quilt, or our design walls for planning block placement? Mill House is offering free open sewing time on the second Saturday and third Tuesday of each month from 9:30-3:00. Call ahead to reserve a place.

GADGET GURU

THIRD WEDNESDAY • 10:30-1:30

It's a free class every month! Stop in on the third Wednesday of the month anytime between 10:30-1:30 and see Judy's demo. Each month a topic is selected and Judy researches products and ideas old and new which are useful for that month's topic. November's topic is the Proportion Scale and how to use it whenever you need to change the size of something. December will be a month off. January's topic is the Shooting Star pattern which has a special template that makes the piecing develop a 3-D glow on the quilt top.

MCKENNA RYAN BLOCK OF THE MONTH: OUT & ABOUT

McKenna Ryan's Out and About is being featured as a block of the month program through June. There are nine patterns that can easily be all solos, set in three sets of three, or all nine blocks in one quilt. You may join at any time. Details in the class section.

BUCK A BLOCK

Buck 5 was introduced September 1 and runs through August, 2009. We've got two great samples to show you. Both a twin and queen size option are given in the finishing pattern. Buck 4 continues through December, so we'll have an overlap of the two programs for four months with future years expected to start in September. For those of you new to the Buck A Block program by Thangles, **BUCK A BLOCK** entitles you to a block kit for \$1 a month for 12 months as long as you follow the rules. The rules state that when you sign up, you get the current month's kit for \$1. As long as you make the block and bring it to the store any time during the next month, you will continue to get the current month's kit for \$1. Any past month's kit is \$3. If you do more than one colorway, you get the first kit for a dollar and each additional kit for \$3. **Buck a Block 4 started in January.** You may still sign up to start this program through December. We have three different store samples showing the fabric combinations you may choose. A limited number of finishing kits are available if you choose to complete the quilt as we have done.

NEW MYSTERY STARTS JANUARY 2!

NEW PRODUCTS

Civil War Crossing and Heritage kits have arrived from Moda. The Portobello Mushroom fabric is even prettier than remembered. Nancy Halversen's Cider Mill Road fabric has been reordered. We still have a few bundles of the complete line available. We keep adding more and more batiks. Paisley Party from Red Rooster arrived, a bright bold line. This is just a sampling—stop in for the complete feel.

INTERNATIONAL QUILT SHOW IN CHICAGO APRIL 17–19, 2009

Mill House will be sending buses to the International Quilt Show in Chicago on Friday, April 17 and Saturday, April 18. Buses will leave Waunakee at 7:15am with pick ups at the East Towne and West Towne Shopkos, returning approximately 7:30pm. Price includes bus, show ticket, light snacks down and back, and door prizes. Travel in hassle free comfort. \$55.



ANNUAL SALE!

THURSDAY-SUNDAY, NOVEMBER 13-16

Our biggest sale of the year!

Selected fabrics 20-30% off. Finish any bolt and get 10% off regular priced fabric, and an additional 10% off sale fabric. Patterns 15% off. Selected books 50% off. Other items as marked.

Clubs

Mill House Quilts has monthly clubs which meet to share a common interest. All the clubs are free and may be joined at any time. Several require a book purchase.

6-INCH BLOCK OF THE MONTH CLUB

1st Tuesday of the Month • 9:30-11:00am

Each month a new six inch block is presented. This is a great chance to make new friends and use up scraps! New members are welcome! Hosted by Kathy Willis. **FREE**

BLOCK OF THE MONTH CLUB

1st Thursday of the Month • 10:00-11:00am

The 2008 study book is *The Border Workbook—10th Anniversary Edition*, by Janet Kime. Pieceful Nights, a sampler quilt by Lori Smith, is the pattern chosen for 2009. One block will be done each month. New members may join at any time. **FREE**

STRIP CLUB

2nd Thursday of the Month • 6:00-7:30pm

Waunakee's only strip club. Each month a pattern will be presented using 2½" strips, and we'll have a strip exchange based on a theme. Bring 12 2½" strips of fabric. Monthly themes are: November: Christmas Fabrics, December: Winter Theme Fabrics, and in January: Anything Goes! Hosted by Jane Vaughan. **FREE**

UFO CLUB

3rd Wednesday of the Month • 9:30-10:30am

UFO Club is for anyone who can claim to have three or more UnFinishedObjects (quilts) needing more than the binding. Register your UFO's by bringing them to any meeting. Each time you complete a UFO, you may enter your name to win a \$25.00 Mill House gift certificate. Drawing occurs twice a year at the June and December meetings. **Note: The December meeting is the second Wednesday, Dec. 10.** Hosted by Dianne Larson. **FREE**

EQ CLUB

3rd Thursday of the Month • 10:00-11:00am

Do you have EQ5 or 6 and want to explore its uses with other quilters? The Equinox Mystery will be presented along with tips and ideas for using Electric Quilt. Bring a laptop if you can. All skill levels are welcome. **FREE**

NEARLY INSANE CLUB

3rd Thursday of the Month • 6:30-7:30pm

Nearly Insane is a book by Liz Lois documenting a quilt made in 1870. The quilt has 98 six inch blocks, some simple and some not. Each month Kathy presents one to four blocks and discusses the best ways to construct each one. Book required. Hosted by Kathy Doyle. **FREE**

Class Schedule

www.millhousequilts.com

Check out the classes online for more photos and updates.

BEGINNING QUILTING

Wednesdays, October 29, November 5, 12, 19, 26, December 3, & 17, 9:30-12:30

This is a complete beginner class. You'll learn how to pick out fabric, use rotary cutting equipment, make blocks, put them together with sashing, add a border, quilt, and finally bind your quilt. Sewing machines will be needed starting with the third class.

Instructor: Denise Matson \$78

A COLORING SPELL

Saturday, November 1, 9:30-4:00

Create this snuggle and learn quilt from Chris's new book and learn a non-fusible way to do great appliqué while creating a colorful, fun, cuddly, and educational quilt for a special child in your life. You'll love Chris's happy, enthusiastic teaching style. (U)

Instructor: Chris Kirsch \$50

AN AMISH MEMORY

NEW!



Tuesdays, November 4 & 11, 9:30-12:30

Waves of color move in all directions with the bargello technique. The intricate design looks complex yet it only involves cutting a straight line and sewing a straight line. Choose your own color combinations for a unique hanging. Some prior quilting experience.

Instructor: Roberta Phillips \$40

FABRIC RESCUE

NEW!

Wednesday, November 5, 9:30-3:30

Would you like to create beautiful quilts from fabric that has had a previous life? MaryAnn has a passion for rescuing fabric and transforming it into quilts. In the morning you'll learn how to evaluate fabrics to rescue, deconstruct clothing, and when to use a stabilizer. Shirts, ties, and jeans will be covered. After lunch you'll begin transforming the deconstructed clothing into a quilt by cutting, sewing, cutting again, and even swapping fabric. (U)

Instructor: MaryAnn Kelmer \$45

EASY CHRISTMAS RUNNER

Thursday, November 6, 5:30-8:30

Mary's design was featured in Country Woman's 2007 Christmas Book. Easy piecing in seasonal colors and fusible star appliqués make this runner a quick accent for your holiday table. All skill levels of quilters will enjoy this project. No previous quilting or appliqué experience is necessary.

Instructor: Mary Cain \$30

INTERMEDIATE QUILTING

Thursdays, November 6, 13, 20, & December 4, 5:30-8:30

This class is designed for someone who has completed a beginner class, or had some prior quilting experience, and wants to learn more. You will learn some harder piecing and the basics of paper foundation piecing and appliqué. It's a great class for expanding your quilting knowledge.

Instructor: Donna Mather \$55

MACHINE QUILTING BEYOND THE BASICS

NEW!

Friday, November 7, 10:00-3:00

Machine Quilting Beyond the Basics has been developed to provide the guidance and time to practice the skills learned in the beginning class. Additional strategies for quilting on your home sewing machine will be presented that will take you to the next level. A simple placemat is pieced before class. During class you will quilt the placemat using your new knowledge. (U)

Instructor: Cindy Fenster \$50

CHOOSING, ADAPTING, AND USING QUILTING DESIGNS

NEW!

Saturday, November 8, 9:30-3:30

Learn how a single quilting design can be manipulated to fill the quilt top with perfectly coordinating squares, triangles, and multi-sized border designs. Explore how to navigate a design, what to stitch first, last and why. Using simple tools and skills from the art world, Joanie demonstrates how you can adapt almost any image for quilting. Discover new sources of designs and learn a variety of marking procedures. You will create full-size quilting templates by manipulating designs to fit your needs. After this class you will never again be at a loss when your pattern suggests "quilt as desired." (U)

Instructor: Joanie Zeier Poole \$55

CARRIAGE WHEEL RUG

Thursdays, November 13 & 20, 5:30-8:30

Use fabric strips, wool or cotton, and customize your size. If you want the large carriage wheel rug and don't happen to have a wheel lying around to use, Phyllis can help get one for you. Let us know before class if you need a wheel. Any round shape 10" or bigger can be used. Pattern required.

Instructor: Phyllis Karr \$35

FABRIC SELECTION MADE EASY

Friday, November 14, 9:30-12:00

One of the hardest parts of making a quilt can be choosing the fabrics. This class will open new doors. You will construct a fabric selection guide book, and gain new knowledge in hands-on exercises that will give you confidence. No sewing in this class.

Instructor: Linda Halpin \$30

MASTERING HAND QUILTING

Friday, November 14, 1:00-4:00

Whether you have quilted before or not, this class is for you. Begin as if you are new to the topic, and explore the world of poke-pull (or stab stitch) quilting.

Executed differently from the running stitch, poke-pull quilting allows you to make quilting stitches that are truly reversible. No more calluses, no sore fingers, and no need for a thimble, pokepull quilting is especially good for those with arthritis, carpal tunnel, or limited flexibility due to mastectomies.

Instructor: Linda Halpin \$30



BEADING IN A BIG WAY

Saturday, November 15, 9:30-12:30


Have you ever wanted to sew larger beads or buttons onto your quilts, but you weren't sure how to make them look both great and secure? This class covers many of the ways to incorporate larger beads, buttons, and cabochons into your quilts and bead embroideries. You will create a sampler displaying a variety of techniques for beautifully and securely attaching larger beads and buttons to quilts or other fabric items. Beginning Bead Embellishment class or prior experience with bead embroidery helpful but not required.

Instructor: Lisa Binkley \$30

ANNUAL HUNTING PARTY


DINNER, PRIVATE SHOPPING, AND A CLASS

Friday, November 21, 5:30-10:00



Dinner, shopping, and a class. What better way to start the hunting season than to spend an evening at the quilt store? We'll start with dinner, then give you a 15% coupon to use at a private shopping spree, and end with a great class using the Jellystone Park pattern from Legacy Quilts. You'll get a good start on the throw sized quilt and have an enjoyable evening instead of sitting home alone. Class limited to 15.

Instructor: Irene Stoll \$55

 Our all day classes have the option of a catered lunch or bring your own brown bag lunch.

OUT & ABOUT NEW!

Thursdays, Dec. 4, Jan. 8, Feb. 5, Mar. 5, Apr. 2, May 7, & June 4, 6:00-7:30




McKenna Ryan's wonderful nine patterns in the Out & About series will be presented in the block of the month format. This delightful nature scene can easily be completed as nine separate wall hangings, three wall hangings, or all put together as one.

Denise will feature one block a month and suggest ways to finish each one. You may take any number of sessions from one to all nine. Kits will be available for each block. Pattern is required each month.

Instructor: Denise Matson \$12 per session OR \$10 per session for 3 or more sessions paid in advance

BEADING: ORNAMENTS & ADORNMENTS

Friday, December 5, 9:30-3:30

Explore both simple and more complex bead embroidery techniques while creating a beautiful beaded ornament or adornment for your home or as a gift. Basic and advanced bead embroidery techniques will be taught, as well as some basic thread embroidery stitches, as we create our ornaments. Kits containing the ornate fabric for the ornaments, coordinated beads, and threads will be purchased from the instructor. No bead embroidery experience necessary. Students who have taken the Introduction to Bead Embroidery class or have some experience with bead embroidery will learn additional techniques in this fun class. 



Instructor: Lisa Binkley \$50

OVAL TOOTHBRUSH RUG


Tuesdays, December 30 & January 6, 9:30-12:30 OR Thursdays, January 22 & 29 5:30-8:30

This is a great class for learning how to make area rugs and using scraps. The name comes from the original needle which was a broken off toothbrush handle. The rugs are easy to make, can be any size, and any color.

Instructor: Phyllis Karr \$35

BEGINNING BEAD EMBELLISHMENT

Saturday, January 10, 9:30-3:30

In this class, Lisa, an accomplished beader, will explore all of the basic stitches used in bead embroidery. You'll go home with a sampler containing lots of bead embroidery stitches, hand-outs with information about beads, threads, and embroidery techniques, and many fun new ideas to try at home. A kit with the sampler base, beads, needles, and thread will be provided at the beginning of class. All you need to bring are some scissors for cutting thread and a desire to learn some new ways to liven up quilts, garments, and just about anything made of fabric. 

Instructor: Lisa Binkley \$50

Class Schedule

FAN SWEATSHIRT JACKET

Fridays, January 16 & 30, 9:30-12:30

Roberta has a knock out jacket pattern. You basically cover a sweatshirt with fan shaped strips which make you look thin and hide most of the sweatshirt. You end up with a soft, cozy, flattering jacket. Batiks make an especially classy look.

Instructor: Roberta Phillips \$40

TOTE BAG USING THE COTTON THEORY METHOD

NEW!

Saturday, January 17, 9:30-3:30

Make a reversible tote bag using the Cotton Theory method of quilt as you go. You can use that favorite collection of fat quarters you've been saving for the perfect project, or make a scrappy bag using fabric from your stash. This class works well for any skill level from beginner to experienced. It also works with machines that do fancy stitching, and those that only do straight and zig zag. You will learn reversible binding which uses two fabrics so the binding will match both sides of your bag. ☞



Instructor: Alice Brickl \$50

HEIRLOOM MACHINE QUILTING USING THE IVY WREATH PATTERN

Sunday, January 18, 12:30-3:30 &

Monday, January 19, 9:30-3:30

Transform a solid piece of fabric into a work of beauty using the graceful Ivy Wreath design created especially for this class. Focus on refined free-motion techniques using the basic elements of Heirloom Machine Quilting: curvilinear motifs, grids, and stippling. Sunday afternoon will be a lecture format with preparation details. Monday you will work on your Ivy Wreath project. The class includes information on essential supplies, machine set-up, marking, basting, navigating the design, plus time to stitch this beautiful project. Previous machine quilting experience suggested. (Monday only ☞)

Instructor: Joanie Zeier Poole \$95


Thanks to Madison Sewing & Vacuum we have several Janome sewing machines that are available to rent for a modest charge if you are unable to bring your machine to a class. We also have a needle felting machine that may be rented on an hourly basis.

ORIGAMI AND OTHER FUN FOLDING STUFF

NEW!

Tuesday, January 20, 9:30-12:00

If you want something really different that has nothing to do with quilting, but is lots of fun, this origami class is for you. Through the art of folding, we will make wonderful treasures out of paper. They make endearing gifts and are such fun to do. The best part is that you finish them on the spot... no unfinished projects in this class! Make fitted boxes, variations on the fitted boxes, and folding star books.



Instructor: Linda Halpin \$30

QUICK GIFTS

NEW!

Tuesday, January 20, 1:00-4:00

In today's busy world, it is nice to leave a class with things that are completed, and this class will give you that. Whether using batiks or specialty prints, you will be able to whip up gifts for year-round giving. Five items taught.

Instructor: Linda Halpin \$30

STAR IN A STAR

NEW!

Tuesday, January 27, 9:30-12:30

Get the look of a Carpenter's Wheel without any set-in seams; the entire quilt center is made from half-square triangles forming a small star surrounded by a large star. Make it "planned" with 2 color families and a light background or totally scrappy. Either way this easy quilt will add sparkle to your wall or tabletop. And keep in mind, the more fabrics the better. All skill levels will enjoy this project.

Instructor: Mary Cain \$30

RECYCLING QUILT STYLE

NEW!

Thursday, January 29, 5:30-8:30

The ultimate in quilt recycling! Use your scraps and a surprise recycled foundation to whip up this great wall hanging. Kathy has developed the pattern using a quilt as you go technique. It's also an excellent project for learning stippling. Join Kathy for a fun evening!

Instructor: Kathy Doyle \$30

CLASS AND EVENT POLICIES

You may register for a class in person or by phone (608) 849-6473. Classes/events must be paid for at the time of registration. A class supply list can be picked up at the store, or mailed to you. Double punches will be given on your punch card for class supplies. Cancellations more than one week before a class will forfeit 10 percent of the class fee. Cancellations less than one week before a class/event will forfeit the entire fee. Class refunds are given as store credit. Mill House Quilts reserves the right to cancel a class one week before the class if there is insufficient enrollment. You may send someone in your place. Our classrooms are upstairs. We are happy to assist you in carrying sewing machines.

☞ Our all day classes have the option of a catered lunch, or bring your own brown bag lunch.

November

SUNDAY	MONDAY	TUESDAY	WEDNESDAY	THURSDAY	FRIDAY	SATURDAY				
						A Coloring Spell 1 9:30-4:00				
2	3	6" Block of the Month Club 9:30-11:00 An Amish Memory 9:30-12:30	4	Beginning Quilting 5 9:30-12:30 Fabric Rescue 9:30-3:30	6	Machine Piecing Block of the Month Club 10:00-11:00 Easy Christmas Runner 5:30-8:30 Intermediate Quilting 5:30-8:30	7	Machine Quilting Beyond the Basics 10:00-3:00	8	Choosing, Adapting, and Using Quilting Designs 9:30-3:30 Open Sewing 9:30-3:00
9	10	An Amish Memory 11 9:30-12:30	11	Beginning Quilting 12 9:30-12:30	13	Intermediate Quilting 5:30-8:30 Strip Club 6:00-7:30 Carriage Wheel Rug 5:30-8:30	14	Fabric Selection Made Easy 9:30-12:00 Mastering Hand Quilting 1:00-4:00	15	Beading in a Big Way 9:30-12:30
ANNUAL SALE										
16	17	Open Sewing 18 9:30-3:00	18	UFO Club 19 9:30-10:30 Beginning Quilting 9:30-12:30 Gadget Guru 10:30-1:30	20	EQ Club 10:00-11:00 Intermediate Quilting 5:30-8:30 Nearly Insane Club 6:30-7:30 Carriage Wheel Rug 5:30-8:30	21	Ribbon of Stars 10:00-12:30 Annual Hunting Party! 5:30-10:00	22	
ANNUAL SALE										
23	24	25	25	Beginning Quilting 26 9:30-12:30	26	27	28	29	29	
30						CLOSED: HAPPY THANKSGIVING!				

December

SUNDAY	MONDAY	TUESDAY	WEDNESDAY	THURSDAY	FRIDAY	SATURDAY					
		1	2	3	4	5	6				
		6" Block of the Month Club 9:30-11:00	2	Beginning Quilting 3 9:30-12:30	4	Machine Piecing Block of the Month Club 10:00-11:00 Out & About 6:00-7:30 Intermediate Quilting 5:30-8:30	5	Beading: Ornaments and Adornments 9:30-3:30 Mystery Quilt Work Day 9:30-3:30	6	Quilt Appraisals 9:00-5:00 Machine Quilting 10:00-3:00 Mystery Quilt Work Day 9:30-3:30	
Mystery Party 1:00-3:00	7	8	9	UFO Club 10 9:30-10:30	10	Strip Club 6:00-7:30	11	12	13	Open Sewing 9:30-3:00	
14	15	Open Sewing 16 9:30-3:00	16	Beginning Quilting 17 9:30-12:30	17	EQ Club 10:00-11:00 Nearly Insane Club 6:30-7:30	18	19	20		
21	22	23	24	25	26	27	28	29	30		
			CLOSED FOR THE HOLIDAY MERRY CHRISTMAS!								
28	29	Oval Toothbrush Rug 9:30-3:00	30	31							



100 Baker Street • Waunakee, WI 53597
Hours: Monday – Saturday, 9am – 5pm
 Thursday, 9am – 8pm • Sunday, 12 – 4pm

OCT 2008 – JAN 2009

PRSR STD
 U.S. POSTAGE
PAID
 Permit No. 1121
 Madison, WI

BUSES WELCOME!

MAILING LIST UPDATE

Please notify us if there are any changes or errors in your address. Email us at info@millhousequilts.com. Include both your old, or incorrect, and new, or correct, information.



ANNUAL SALE!

THURSDAY-SUNDAY, NOVEMBER 13-16

January

SUNDAY	MONDAY	TUESDAY	WEDNESDAY	THURSDAY	FRIDAY	SATURDAY	
				1	2	3	
				CLOSED: HAPPY NEW YEAR!			
4	5	6" Block of the Month Club 9:30-11:00 Oval Toothbrush Rug 9:30-12:30	6	7	8	9	10
				Machine Piecing Block of the Month Club 10:00-11:00 Out & About 6:00-7:30 Strip Club 6:00-7:30		Beginning Bead Embellishment 9:30-3:30 Open Sewing 9:30-3:00	
11	12	13	14	15	16	17	
				EQ Club 10:00-11:00 Nearly Insane Club 6:30-7:30	Fan Sweatshirt Jacket 9:30-12:30	Cotton Theory Tote Bag 9:30-3:30	
18	19	20	21	22	23	24	
Heirloom Machine Quilting 12:30-3:30	Heirloom Machine Quilting 9:30-3:30	Open Sewing 9:30-3:00 Origami Fun 9:30-12:00 Quick Gifts 1:00-4:00	UFO Club 9:30-10:30 Gadget Guru 10:30-1:30	Oval Toothbrush Rug 5:30-8:30			
25	26	27	28	29	30	31	
		Star in a Star 9:30-12:30		Recycling Quilt Style 5:30-8:30 Oval Toothbrush Rug 5:30-8:30	Fan Sweatshirt Jacket 9:30-12:30		