

# Mill House Quilts

100 Baker Street • Waunakee, WI 53597

(608) 849-6473 • info@millhousequilts.com • www.millhousequilts.com

Hours: Monday – Saturday, 9am – 5pm • Thursday, 9am – 8pm • Sunday, 12 – 4pm

YOUR QUILTING HAVEN

JANUARY–MARCH 2010

## Quilt Retreat

JANUARY 29-31

Treat yourself to two days of sewing and relaxing at the Holiday Inn Express in DeForest. Meals, snacks, two nights lodging, and some special treats are included. Arrive any-time Friday afternoon, January 29. Welcome reception and dinner are at 6:30. You can sew as late as you want, swim in the pool, or just hang out and talk. Saturday afternoon we'll have a free shuttle for shopping at Mill House. Saturday night will be show and tell after dinner. Pack your projects and join us. \$160 double occupancy.

## Mystery Quilt:



### DELAWARE DASH

Meet Mick, Minnie, Jake, and Moe and see why they are running in the Delaware Dash Mystery Quilt. Collect your six clues, one a month, starting in January. You'll even get to do a bit of your own designing in Clue 5! Current month's clues are free, and past clues are \$1 each. If you would like to do the mystery by mail, the fee is \$15.



## THORNBERRY QUILTS:

### FIVE AND DIME

It's more fun than an old time Variety Store, and a snap to put together.

**FINDING THE PERFECT FABRIC...** *One pattern with many different fabric combinations developed into a fantastic study in color and fabric placement this year in the first Thursday block of the month club. The thrill of variety, the fascination of one small or large color change, light or dark background, and the pattern play when fabric designs are switched captivated even the most seasoned quilters. Twenty-five quilts that look all, partly, or not at all related, are completed or under construction. They will be on view next October in the Waunakee St John's Quilt Show. Fabric choices can be the most challenging part of starting a quilt. We keep wondering, what if, or where do I start? Store samples are created to help you visualize patterns and fabric interactions and make choosing easier. You, too, can enjoy the excitement of playing with different color and fabric combinations to create the quilt that perfectly expresses you. Happy selecting!*

Dianne

## New! Civil War Club

THIRD TUESDAY OF EVERY MONTH • 9:30-10:30AM

We're starting a club for reproduction lovers and historical buffs. Our project for 2010 is the Civil War Tribute quilt. 2011 will be 150 years since the start of the Civil War. Marcus Brothers Fabrics, Judy Rothermel, and Homestead Hearth teamed up to create a gorgeous 100" x 112" quilt to commemorate this event. The quilt highlights a variety of star blocks. Each block represents a major battle of the war. Historical references to the battle are included with each pattern. Join Mary every third Tuesday to see a presentation of the new block, discuss the battle commemorated, and share show and tell. Make the previous month's block and be in the drawing for free fat quarters. Kit fee of \$27.95 required each month. The program begins in January and continues through December. New members may join throughout the year if we have enough kits.



## LOG CABIN CLUB

FIRST THURSDAY • 11:00-12:00

Join other log cabin block lovers and pursue the vast variety of ways to make and set this block.

## MILL HOUSE IS ON TWITTER

[HTTP://TWITTER.COM/MILLHOUSEQUILTS](http://twitter.com/millhousequilts)



Cheryl's tweets announce our newest arrivals and anything else we think important to share with you. This is a great way to keep caught up on what's new. Check it out by googling Mill House Quilts Twitter.

## MILL HOUSE IS GOING ONLINE

Mill House is going online with a selection of kits, patterns, books, and notions. More items and several programs will be added later.

## QUILT SHOW BULLETIN BOARD

Mill House Quilts is developing a regional quilt show bulletin board on our web site, [millhousequilts.com](http://millhousequilts.com). Send us your show information, preferably by email, and we'll get it posted.

## GADGET GURU

THIRD WEDNESDAY • 10:30-1:30

Stop in the third Wednesday of the month anytime between 10:30-1:30 to see Judy's free demo. January's topic is **Texture Magic**. February is Susan Cleveland's **prairie pointer**. March is **Thoroughly Modern Dresden**. April will be a study of **thimbles**. *NOTE: February's gadget date is the 10th.*

## QUILTING WITH LAURA

Linda Halpin, a regular instructor at Mill House, is delighted to have her book *Quilting with Laura*, as a featured sales item with the traveling show Little House on the Prairie, the Musical. The book is available at Mill House and on the Mill House online store.

## SUN PRAIRIE QUILT SHOW MARCH 14-16

Stop in on your way to or from the quilt show and sign up to win a \$100 gift certificate.

## INTERNATIONAL QUILT SHOW IN CHICAGO APRIL 16-18

Mill House will be sending buses to the International Quilt Show in Chicago on Friday, April 16 and Saturday, April 17. Buses will leave Waunakee at 7:15am with pick ups at the East Towne and West Towne Shopkos, returning approximately 7:30pm. Price includes bus, show ticket, light snacks down and back, and door prizes. Travel in hassle free comfort. \$55.

## QUILTING-TWIN CITIES STYLE BUS HOP

APRIL 30-MAY 2



We're planning another fun trip! We'll travel to the Twin Cities area visiting eight stores over three days. Stores include: Quilted Treasures, Rogers, MN, Eagle Creek Quilt Shop, Shakopee, MN, Fat Quarter Quilting, Coon Rapids, MN, Quilter's Haven, Rosemount, MN, Four Seasons Quilts, Plymouth, MN, Sew Little Time Quilt Shop, Hudson, WI, The Calico Shoppe, Eau Claire, WI, and Fourth and Main, Cannon Falls, MN. Each store will feature a different bag or purse pattern. You will receive Mill Houses's pattern free when the trip starts, and have the chance to purchase as many other patterns as you wish throughout the trip. The price of only \$199, double occupancy, includes the bus, motel rooms, and all meals. Call your friends and sign up now.

Mill House Quilts has monthly clubs which meet to share a common interest. All clubs are free and may be joined at any time. Several require a special purchase.

## Clubs

**CLUB NEWS:** EQ Club will be planning their special projects for the year at the January meeting. **Log Cabin Club** starts Thursday, January 7. This club will meet on the first Thursday from 11:00-12:00. **Block of the Month Club** hours have been changed to 9:30-10:30 on the first Thursday. **Civil War Club** starts Tuesday, January 19.

## 6-INCH BLOCK OF THE MONTH CLUB

**1st Tuesday of the Month • 9:30-11:00am • FREE**

The book *Sylvia's Bridal Sampler* is the source for each month's blocks. Those who bring in completed blocks from the last month's demonstration have a chance to win free fat quarters. This is a great way to make new friends and use up scraps! New members are always welcome! Book required.

## BLOCK OF THE MONTH CLUB

**1st Thursday of the Month • 9:30-10:30am • FREE**

*Sew Many Blocks by Bits 'n Pieces* is the pattern chosen for 2010. One to two blocks or framing patterns will be presented each month. New members may join at any time. Pattern required.

## LOG CABIN CLUB

**1st Thursday of the Month • 11:00am-12:00 • FREE**

Join log cabin lovers and study one of the most versatile quilt blocks. Club starts in January. We will make plans for the year at the first meeting.

## STRIP CLUB

**2nd Thursday of the Month • 6:00-7:30pm • FREE**  
Wauwaukee's only strip club. Each month a pattern will be presented using 2½" strips, and we'll have a strip exchange based on a theme. January's strips are stripes, February white, and March black. Host: JaneVaughan.

## APPLIQUE CLUB

**2nd Friday of the Month • 9:30-11:30am • FREE**  
Bring any appliqué project you are working on or have questions about. Share ideas, help, and conversation as you complete your project. Hosted by Loretta Holmen.

## SCRAP LOVERS CLUB

**2nd Saturday of the Month • 9:30-10:30am • FREE**  
Scrap lovers unite. Each month we'll share ideas through show and tell, and you'll get a free pattern as an incentive to dig into your stash. If you make something from the free pattern by the next month, you have a chance to win free fat quarters. Ugly fabric quilt show June 12. Hosted by Dianne Larson.

## CIVIL WAR CLUB

**3rd Tuesday of the Month • 9:30-10:30am • FREE**  
We're starting a club for reproduction lovers and historical buffs. Our project for 2010 is the Civil War Tribute quilt. 2011 will be 150 years since the start of the Civil War. Marcus Brothers Fabrics, Judy Rothermel, and Homestead Hearth teamed up to create a gorgeous 100" x 112" quilt to commemorate this event. The quilt highlights a variety of star blocks. Each block represents a major battle of the war. Historical references to the battle are included with each pattern. Join Mary every third Tuesday to see a presentation of the new block, discuss the battle commemorated, and share show and tell. Make the previous month's block and be in the drawing for free fat quarters. Kit fee of \$27.95 required each month. The program begins in January and continues through December. New members may join throughout the year if we have enough kits. Hosted by Mary Schmitt.

## UFO CLUB

**3rd Wednesday of the Month • 9:30-10:30am • FREE**  
Do you have three or more UnFinishedObjects (quilts) needing more than the binding? Register your UFO's by bringing them to a meeting. Every completed UFO earns you one entry to win a \$25.00 Mill House gift certificate. Drawing occurs at the June and December meetings. Hosted by Dianne Larson.

## EQ CLUB

**3rd Thursday of the Month • 10:00-11:00am • FREE**  
Do you have EQ5 or 6 and want to explore its uses with other quilters? Tips and ideas for using Electric Quilt will be discussed. Bring a laptop if you can. All skill levels are welcome. Hosted by Fran Heisey and Evelyn Larrison.

## SYLVIA'S BRIDAL SAMPLER CLUB

**3rd Thursday of the Month • 6:30-7:30pm • FREE**  
Make your own version of the 140 block sampler quilt made for Sylvia and Andrew's wedding in Jennifer Chiaverini's *The Master Quilter*. Kathy will guide you through the blocks. *Sylvia's Bridal Sampler* book required. Hosted by Kathy Doyle.

# Class Schedule

## REVERSIBLE APRON

**Tuesday, January 12, 9:30-2:00**

Do you need a new apron, or a great gift idea? Keep the work stains on one side, and reverse it when you need a new, clean apron. This full apron makes a great shower gift. Make one up in holiday fabrics, and another for everyday. ☺

**Instructor: Jesse Dresen . . . . . \$30**



## BEGINNING QUILTING



**Wednesdays, Jan. 13, 20, 27, Feb. 3, 10, & 17, 9:30-12:30**

This is a complete beginner class. You'll learn how to pick out fabric, use rotary cutting equipment, make blocks, put them together with sashing, add a border, quilt, and finally bind your quilt. Sewing machines will be needed starting with the third class.

**Instructor: Denise Matson \$78**

## INTERMEDIATE QUILTING

**Thursdays, January 14, 21, 28, & Feb. 11, 9:30-12:30**

Have you made a quilt, or done some piecing? Are you ready to stretch your block building skills beyond straight lines and triangles? Our intermediate class will increase your knowledge, skill, and confidence in quilting while you learn to master "hard" blocks. You'll be amazed at what you can make.

**Instructor: Denise Matson . . . . . \$55**

Thanks to Madison Sewing & Vacuum we have several Janome sewing machines that are available to rent for a modest charge if you are unable to bring your machine to a class. We also have a needle felting machine that may be rented on an hourly basis.

# Class Schedule

## INTERMEDIATE QUILTING

**Thursdays, January 14, 21, 28, & Feb. 4, 5:30-8:30**

This class is designed for someone who has completed a beginner class, or had some prior quilting experience, and wants to learn more. You will learn some harder piecing and the basics of paper foundation piecing and appliqué. It's a great class for expanding your quilting knowledge.

**Instructor: Donna Mather** ..... \$55

## INTRODUCTION TO MACHINE QUILTING

**Friday, January 15, 10:00-3:00**

Learn to do your own machine quilting. Cindy has extensive quilting experience and specializes in helping you get the most out of your home sewing machine. You will learn how to choose the best quilting design for your quilt and the logistics of how to actually get the quilting onto your quilt. All skill levels. (Q)

**Instructor: Cindy Fenster** ..... \$50

## BEGINNING ELECTRIC QUILT (EQ)

**Sunday, January 17, 12:30-3:30**

Have you wondered about the Electric Quilt software? Here is your chance to see what it is all about and investigate how it can be used to enhance and challenge your quilting skills. The demonstration will cover the highlights of the program and start you on your way with designing a block and quilt. You may bring your laptop and work along with Evelyn, but it is not mandatory for the class. We will be working with the EQ6 version of this exciting program. You can also bring EQ5 to the class.

**Instructor: Evelyn Larrison** ..... \$30

## POCKETS A PLENTY



**Tuesdays, January 26 & February 2, 9:30-12:30**

Barb has created some fantastic bag and purse patterns. You may make either the purse or tote Pockets A Plenty in class. These bags have lots of wonderful pockets and are great for using yourself or as a gift. If you have ever avoided zippers, take this class and learn how easy they are to sew.

**Instructor: Barb Buskirk** ..... \$40

## QUILTED VEST

**NEW!**

**Tuesday, January 26 & February 2, 1:00-4:00**

This vest has it all—slimming vertical lines, pockets that blend in, a yoke with accented piping, and it's fat quarter or jelly roll friendly.



**Instructor: Barb Buskirk** ..... \$35

## CARRIAGE WHEEL RUG

**Thursdays, January 28, & February 4, 5:30-8:30**

Phyllis "wheely" knows how to make round rugs and mats. Using cotton or wool fabric strips you can customize your size from table mat to floor rug. If you want to use a carriage wheel and don't happen to have one, Phyllis can help get one for you. Please let us know if you need a wheel at least a week before class starts.

**Instructor: Phyllis Karr** ..... \$35

## CLEANING OUT THE SEWING ROOM

**Friday, January 29, 9:30-12:30**

This wonderful quilt uses the scraps you have lying around. It can be any size, depending on how many strips you make. You'll feel great using those scraps, your room will be cleaner, and you'll have a great quilt to show for your efforts. Graduates are welcome to repeat the class for fun and inspiration if your quilt isn't quite done. Kathy will use the pattern to demonstrate a method of quilt as you go.

**Instructor: Kathy Doyle** ..... \$30

## BEGINNING BEAD EMBELLISHMENT

**Saturday, January 30, 9:30-3:30**

Explore all of the basic stitches used in bead embroidery under Lisa's expert guidance. You'll go home with a sampler containing lots of bead embroidery stitches, hand-outs with information about beads, threads, and embroidery techniques, and many fun new ideas to try at home. A kit with the sampler base, beads, needles, and thread will be provided at the beginning of class. Learn some new ways to liven up quilts, garments, and just about anything made of fabric. (Q)

**Instructor: Lisa Binkley** ..... \$50

## OVAL TOOTHBRUSH RUG

**Tuesdays, February 9 & 16, 9:30-12:30**

This is a great class for learning how to make area rugs and using scraps. The name comes from the original needle which was a broken off toothbrush handle. The rugs are easy to make, can be any size, and any color.



**Instructor: Phyllis Karr** ..... \$35

## BEGINNING ELECTRIC QUILT (EQ)

**Tuesday, February 9, 9:30-12:30**

Have you wondered about the Electric Quilt software? Here is your chance to see what it is all about and investigate how it can be used to enhance and challenge your quilting skills. The demonstration will cover the highlights of the program and start you on your way with designing a block and quilt. You may bring your laptop and work along with Evelyn, but it is not mandatory for the class. We will be working with the EQ6 version of this exciting program. You can also bring EQ5 to the class.

**Instructor: Evelyn Larrison** ..... \$30




Our all day classes have the option of a catered lunch or bring your own brown bag lunch.

## CYNDIKATION

**Friday, February 12, 10:00-3:00 & March 19, 10:00-12:30**  
Would you like to say, "I quilted it myself"? Cindy Fenster and Kathy Doyle have developed a technique called "cyndikation" which allows you to successfully quilt your own quilts on your home sewing machine. Cyndikation allows you to divide your quilt into sections, quilt the sections, and then join the quilted sections together. Bring a quilt top you want to finish yourself. In the first session, Cindy will help you decide how to split the top into sections, help you plan a quilting design, and get you started quilting. The second session will teach the cyndikation technique. You'll put at least two sections together.

**February 12 session only:** ⑩

**Instructor: Cindy Fenster** ..... \$65



## FABRIC VOICE

NEW!

**Thursday, February 18, 9:30-3:30**

Discover the outstanding dimension that can be achieved when fabrics are quilted as the manufacturer printed them. Learn how to listen as the fabric indicates how it can be quilted without any marking! You will stitch a sampler that demonstrates how fabric choices can be the basis for inventive stitching which enhances the fabric to its fullest potential. Joanie guides you through this easy process. She includes her fundamentals of free-motion quilting, the locking stitch, and perfecting machine tension. Beginner and beyond experience level. ⑩

**Instructor: Joanie Zeier Poole** ..... \$55

## HEIRLOOM MACHINE QUILTING: IVY WREATH PATTERN

**Friday, February 19, 9:30-3:30**

Transform a solid piece of fabric into a work of beauty using the Ivy Wreath design created especially for this class. Focus on refined free-motion techniques using the basic elements of Heirloom Machine Quilting: curvilinear motifs, grids, and stippling. Class includes information on essential supplies, machine set-up, marking, basting, navigating the design, plus time to stitch this beautiful project. You are ready for this class if you have had some previous machine quilting experience and have a strong desire to learn. ⑩

**Instructor: Joanie Zeier Poole** ..... \$55

## RAG QUILT

**Saturday, February 20, 9:30-3:30**

Cuddle up tonight in one of the coziest and easy to make quilts! Made from your combination of flannel, brushed, or woven cotton with a quilt-as-you-go technique, you'll be ready to clip those seams for that raggy, fuzzy look by afternoon.

If you can cut a square and sew an x, you'll be a pro with a rag quilt. The pattern is easily adapted to any size quilt. ⑩

**Instructor: Denise Matson** ..... \$45



## BEADING ON THE EDGE

**Sunday, February 21, 12:30-3:30**

This class is a fun exploration of the many ways to use beads along the edges of your quilts, garments, or other cloth items. In it you'll learn several edging stitches as well as a variety of fringe techniques by creating a sampler for you to take home for future reference and inspiration. Beginning Bead Embellishment class or prior experience with bead embroidery helpful but not required.

**Instructor: Lisa Binkley** ..... \$30


## FREEHAND CURVED PIECING

NEW!

**Tuesday, February 23, 9:30-12:30**

It's fun, it's easy, and there's no prep work. Just bring an adventurous spirit and a few supplies. We will be free hand rotary cutting gentle curves and reassembling them into a new fabric to be used for a runner, quilt, or possibly a jacket. No two projects will be alike.

**Instructor: Kathy Doyle** ..... \$30



## BEGINNING QUILTING

**Thursdays, Feb. 25, March 4, 11, 25,**

**April 1 & 8, 5:30-8:30**

Learn all the basics of quilt making in this six week class. You'll learn how to use the Rotary cutter, how to pick fabrics, machine piecing, settings, sashing, quilting and binding using patterns from the book *Sampler Schoolhouse* by Brenda Henning. You'll be amazed at how great your sampler quilt turns out! You must know how to use your sewing machine.

**Instructor: Donna Mather** ..... \$78

# Class Schedule

## MASTERING THE ART OF SCRAP QUILTING

**Wednesday, February 24, 9:30-2:00**

Learn the basics of creating gorgeous scrap quilts from left over fabrics: how to store the scraps, how to choose fabrics, steps in block construction, how to lay out the blocks, planning borders, and binding ideas. ⑩

**Instructor: Dianne Larson . . . . . \$35**

## MACHINE QUILTING LEVEL II

**Friday, February 26, 10:00-3:00**

A day to practice and learn additional machine quilting designs! You can work on strategies you learned in Introduction to Machine Quilting, and add additional designs to your repertoire. If you completed the introduction course, you are ready for this next level. ⑩

**Instructor: Cindy Fenster . . . . . \$50**

## FABRIC SELECTION MADE EASY

**Tuesday, March 9, 9:30-12:00**

One of the hardest parts of making a quilt can be choosing the fabrics. This class will open new doors. You will construct a fabric selection guide book, and gain new knowledge in hands-on exercises that will give you confidence. No sewing in this class.

**Instructor: Linda Halpin . . . . . \$30**

## MASTERING HAND QUILTING

**Tuesday, March 9, 1:00-4:00**

Whether you have quilted before or not, this class is for you. Begin as if you are new to the topic, and explore the world of poke-pull (or stab stitch) quilting. Executed differently from the running stitch, poke-pull quilting allows you to make quilting stitches that are truly reversible. No more calluses, no sore fingers, and no need for a thimble, pokepull quilting is especially good for those with arthritis, carpal tunnel, or limited flexibility due to mastectomies.

**Instructor: Linda Halpin . . . . . \$30**

## THE GREAT ZIPPER BAG

NEW!

**Wednesday, March 10, 9:30-12:30**

Learn to make a lined, zippered bag which is so simple, and so versatile that you'll easily be able to have a stash built up for gift needs. You'll learn the basic bag, and then how to vary the size, make coordinated sets, and even several ways to turn it into a purse.

**Instructor: Dianne Larson . . . . . \$30**

## BEADING IN A BIG WAY

**Saturday, March 13, 9:30-12:30**

Have you ever wanted to sew larger beads or buttons onto your quilts, but you weren't sure how to make them look both great and secure? This class covers many of the ways to incorporate larger beads, buttons, and cabochons into your quilts and bead embroideries. You will create a sampler displaying a variety of techniques for beautifully and securely attaching larger beads and buttons to quilts or other fabric items. Beginning Bead Embellishment class or prior experience with bead embroidery helpful but not required.

**Instructor: Lisa Binkley . . . . . \$30**

## NEXT STEP WITH EQ

**Monday, March 15, 12:30-3:30**

Did the basics of EQ6 leave you wanting more? Here is a new opportunity to explore what can be done with this amazing program. This class will explore designing complicated and fabulous blocks to add to your collection. Basic knowledge of EQ6 is needed. Bring your laptop and work along with the instructor or just join and observe.

**Instructor: Evelyn Larrison . . . . . \$30**

## OVAL TOOTHBRUSH RUG

**Thursdays, March 18 & 25, 5:30-8:30**

This is a great class for learning how to make area rugs and using scraps. The name comes from the original needle which was a broken off toothbrush handle. The rugs are easy to make, can be any size, and any color.

**Instructor: Phyllis Karr . . . . . \$35**

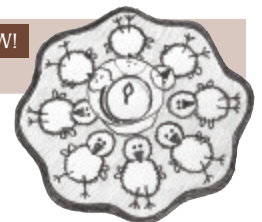
## BEGINNING WOOL APPLIQUE

NEW!

**Tuesday, March 23, 9:30-2:00**

Learn how easy it is to work with wool while you make a simple Easter candle mat. ⑩

**Instructor: Krista Wallace . . . . . \$35**



## TEE SHIRT QUILT



**Wednesday, March 24, 9:30-2:00**

Memory quilts make great gifts for many occasions. Bring in the tee shirts you wish to use. Dianne will show you several different ways to make tee shirt quilts using any number of shirts. ⑩

**Instructor: Dianne Larson . . . . . \$35**

## CLASS AND EVENT POLICIES

You may register for a class in person or by phone (608) 849-6473. Classes/events must be paid for at the time of registration. A class supply list can be picked up at the store, or mailed to you. Double punches will be given on your punch card for class supplies. Cancellations more than one week before a class/event will forfeit 10 percent of the fee. Cancellations one week or less before a class/event will forfeit the entire fee. Refunds are given as store credit. Mill House Quilts reserves the right to cancel a class/event one week before if there is insufficient enrollment. You may send someone in your place. Our classrooms are upstairs. We are happy to assist you in carrying sewing machines.





100 Baker Street • Waunakee, WI 53597  
**Hours:** Monday – Saturday, 9am – 5pm  
 Thursday, 9am – 8pm • Sunday, 12 – 4pm

**JANUARY–MARCH 2010**

PRSR STD  
 U.S. POSTAGE  
**PAID**  
 Permit No. 1121  
 Madison, WI

**BUSES WELCOME!**

## MAILING LIST UPDATE

Please notify us if there are any changes or errors in your address. Email us at [info@millhousequilts.com](mailto:info@millhousequilts.com). Include both your old, or incorrect, and new, or correct, information.



**MILL HOUSE IS ON TWITTER!**

Be the first to know about new arrivals.

<http://twitter.com/millhousequilts>

## March

SUNDAY	MONDAY	TUESDAY	WEDNESDAY	THURSDAY	FRIDAY	SATURDAY					
	1	6" Block of the Month Club 9:30-10:30	2	3	Block of the Month Club 19:30-10:30 Log Cabin Club 11:00-12:00 Beginning Quilting 5:30-8:30	4	5	6			
7	8	Fabric Selection Made Easy 9:30-12:00 Mastering Hand Quilting 1:00-4:00	9	The Great Zipper Bag 9:30-12:30	10	Beginning Quilting 5:30-8:30 Strip Club 6:00-7:30	11	Applique Club 9:30-11:30	12	Scrap Club 9:30-10:30 Beading in a Big Way 9:30-12:30	13
14	Next Step with Electric Quilt 12:30-3:30	15	Civil War Club 9:30-10:30	16	UFO Club 9:30-10:30 Gadget Guru 10:30-1:30	17	EQ Club 10:00-11:00 Oval Toothbrush Rug 5:30-8:30 Sylvia's Bridal Sampler 6:30-7:30	18	Cyndication 10:00-12:30	19	20
<b>SUN PRAIRIE QUILT SHOW</b>											
21	22	Beginning Wool Applique 9:30-2:00	23	Tee Shirt Quilt 9:30-2:00	24	Beginning Quilting 5:30-8:30 Oval Toothbrush Rug 5:30-8:30	25	26	27		
28	29	30	31								