

Mill House Quilts

100 Baker Street • Waunakee, WI 53597

(608) 849-6473 • info@millhousequilts.com • www.millhousequilts.com

Hours: Monday – Saturday, 9am – 5pm • Thursday, 9am – 8pm • Sunday, 12 – 4pm

YOUR QUILTING HAVEN

FALL 2008



BUCK A BLOCK

Buck 5 will be introduced Sept. 2 and run through August, 2009. It's another great pattern using slightly smaller Thangles and setting the blocks on point. Both a twin and queen size option are given in the finishing pattern. We've got two great samples to show you. Buck 4 continues through December, so we'll have an overlap of the two programs for four months with future years expected to start in September.

Rules: When you sign up, you get the current month's kit for \$1. As long as you make the block and bring it to the store any time during the next month, you will continue to get the current month's kit for \$1. Any past month's kit is \$3. If you do more than one colorway, you get the first kit for a dollar and each additional kit for \$3. Buck a Block 4 started in January. You may still sign up to start this program. We have three different store samples showing the fabric combinations you may choose. A limited number of finishing kits are available if you choose to complete the quilt as we have done.

MYSTERY TIME! STARTS SEPTEMBER 2

We've got a great, four clue "who don it" just perfect for fall. The Texas Two Step by Thornberry Quilts will have you dancing in each month for your clue. If you complete the clues each month, your quilt could be ready to give as a Christmas gift. We've even scheduled two drop-in finishing times, 9:30-3:00 on Friday & Saturday, December 5 & 6, to help you along.



HOW WONDERFUL TO WATCH THE SEASONS CHANGE.


Our garden was a quilted patchwork of color all summer and is now entering its final blaze of color for the year. Our daughter's wedding was delightful. She looked radiant, and her dress was even prettier than I had remembered it from that long ago appointment last winter. Krista didn't make the wedding due to her impending delivery, but wrote a great toast for the maid of honor to read. She finally had a chance as younger sister to tell her older sister some things she knew more about. Our grandson is crawling and keeping everyone busy. We look forward to all the visits we can squeeze in. May you all find some family time between stitches this fall.

Dianne

STORIES IN THE STITCHES

SUNDAY, SEPTEMBER 14

We are thrilled to have **Maggie McCormick Gordon** at Mill House sharing her vast knowledge of vintage quilts and quilt making and representing the Wisconsin Quilt History Project. Maggie has written eight books on quilting and sewing and co-authored three more. *American Folk Art Quilts*, published last fall, highlights thirty quilts in the collection of the Wisconsin Historical Society. Maggi is currently finalizing details on a new book, a price



guide to vintage quilts.

She will have a collection of vintage quilts with her and will delight us with her tales of their stories in the stitches. We'll have lots of food and door prizes, so don't miss our fall party. **Sunday, September 14, 1:00-3:00 Fee: \$25**

Note: Donna of Country Lore Designs has had some medical problems. She and Shirley have had to cancel their summer and fall appearances, but hope to be here next fall. We wish Donna well in her recovery.

OPEN SEWING 2ND SAT. AND 3RD TUES.

Time to meet your friends, make new friends, and get some sewing done. Do you need to use our tables for laying out a quilt, or our design walls for planning block placement? Mill House is offering free open sewing time on the second Saturday and third Tuesday of each month from 9:30-3:00. Call ahead to reserve a place.

QUILT EXPO SEPTEMBER 11-13



Mark your calendars for Thursday through Saturday, September 11-13. Quilt Expo, held at the Alliant Center in Madison, has quickly become one of the premier places to be each September. With classes, lectures, a quilt show, and fabulous vendors, it's a great spot to hang out. We'll be there vending and will also extend our normal store closing time on Friday and Saturday to 6:00.

GADGET GURU 3RD WED. • 10:30-1:30

It's a free class every month! Stop in on the third Wednesday of the month anytime between 10:30-1:30 and see Judy's demo. Each month a topic is selected and Judy researches products and ideas old and new which are useful for that month's topic. September's topic is getting double choices or quilts.

KLAUDEEN HANSEN FRIDAY, SEPT 26

Klaudeen Hansen, certified quilt judge, will be at Mill House Friday morning, September 26, to lecture on how quilts are judged. Klaudeen is the competition chairman for the AQS Quilt Show in Paducah, KY and edits the Quilt Art Engagement Calendar. Klaudeen is involved in numerous quilt shows and judging all over the country, viewing lots of quilts each year. Her lecture will contain a mock judging, so bring any questions you have, and expect to learn what you need to know about how quilts are judged. Fee: \$25. Details in the class section.

CHRIS LYNN KIRSCH SATURDAY, NOV 1

Chris Kirsch will be at Mill House on Saturday, Nov. 1 to lead the workshop, A Coloring Spell, from her newly released book, *Snuggle and Learn Quilts for Kids*. You'll enjoy Chris and her enthusiastic style as you make an educational quilt some child will love. Saturday, November 1. Details in the class section.

FABRIC RESCUE WEDNESDAY, NOV 5

MaryAnn Kelmer from Bloomington, IL, is a queen of fabric recycling. Her all day class on making fabulous quilts out of old clothing is a fantastic way to recycle. You'll spend the morning learning how to deconstruct and then the afternoon how to reconstruct. Wednesday, November 5, 9:30-3:30. Fee: \$45. Details in class section.

QUILT APPRAISALS SATURDAY, DEC 6

Mill House Quilts clubs are free and may be joined at any time. Several require a book purchase.

Clubs

6-INCH BLOCK OF THE MONTH CLUB

1st Tuesday of the Month • 9:30-11:00am

Each month a new six inch block is presented. This is a great chance to make new friends and use up scraps! New members welcome! Hosted by Kathy Willis. **FREE**

BLOCK OF THE MONTH CLUB

1st Thursday of the Month • 10:00-11:00am

This year's study book is *The Border Workbook—10th Anniversary Edition*, by Janet Kime. One or more border ideas are presented each month. Members may make a border sampler to practice each border. **FREE**

STRIP CLUB

2nd Thursday of the Month • 6:00-7:30pm

Waunakee's only strip club. Come learn some new techniques. Each month a pattern will be presented using 2 1/2" strips, and we'll have a strip exchange based on a theme. Call the store if you don't know the theme, or just bring 12 2 1/2" strips, all the same fabric, or all different fabrics. Hosted by Jane Vaughan. **FREE**

UFO CLUB

3rd Wednesday of the Month • 9:30-10:30am

UFO Club is for anyone who can claim to have three or more UnFinishedObjects (quilts). Register your UFO's by bringing them to any meeting. To qualify as a genuine UFO, your quilted item must need more than the binding. Each time you complete a UFO, you may enter your name to win a \$25.00 Mill House gift certificate. The gift certificate drawing occurs twice a year at the June and December meetings. Hosted by Dianne Larson. **FREE**

EQ CLUB

3rd Thursday of the Month • 10:00-11:00am

Do you have EQ5 or 6 and want to explore its uses with other quilters? The Equinox Mystery will be presented along with tips and ideas for using Electric Quilt. Bring a laptop if you can. All skill levels are welcome. If you can't attend on Thursday mornings, and there is enough interest for an evening or weekend club, we will add another time. **FREE**

NEARLY INSANE CLUB

3rd Thursday of the Month • 6:30-7:30pm

Nearly Insane is a book by Liz Lois documenting a quilt made in 1870. The quilt has 98 six inch blocks. Some blocks are simple and others have lots and lots of pieces. Each month Kathy presents one to four blocks and discusses the best ways to construct each one. Book required. Hosted by Kathy Doyle. **FREE**

Class Schedule

BEGINNING QUILTING

Thursdays, September 4, 11, 18, 25, October 2, & 16, 5:30-8:30

Learn all the basics of quilt making in this six week class. In the first session you'll learn how to use the Rotary cutter and how to pick fabrics. Then you'll learn about machine piecing, settings, sashing, quilting and binding using patterns from the book *Sampler Schoolhouse* by Brenda Henning. You'll be amazed at how great your sampler quilt turns out! You must know how to use your sewing machine.


Instructor: Donna Mather..... \$78

OUT & ABOUT

NEW!

Thursdays, Sept. 4, Oct. 9, Dec. 4, Jan. 8, Feb. 5,

Mar. 5, Apr. 2, May 7, & June 4, 6:00-7:30



McKenna Ryan's wonderful nine patterns in the Out & About series will be presented in the block of the month format. This delightful nature scene can easily be completed as nine separate wall hangings, three wall hangings, or all put together as one. Denise will feature one block a

month and suggest ways to finish each one. You may take any number of sessions from one to all nine. Kits will be available for each block. Pattern is required each month.

Instructor: Denise Matson..... \$12 per session or \$10 per session for 3 or more sessions paid in advance

CHASING A STAR

NEW!

Wednesday, September 17, 9:30-3:30

Do you have a Flying Geese x 4 No Math Ruler and don't know quite how to use it, or have you always wanted to learn how great a ruler this is? This one day class is for you! Make a 60" x 60" quilt using the ruler to make flying geese, half square triangles, and quarter square triangles. Pattern will be supplied by the teacher. (P)

Instructor: Denise Matson..... \$45

MACHINE QUILTING LEVEL II

NEW!

ANOTHER STEP FORWARD IN MACHINE QUILTING

Saturday, September 20, 10:00-3:00 OR

Tuesday, September 23, 10:00-3:00

After each Introduction to Machine Quilting class, there is always a request for more. Machine Level II has been developed to provide the guidance and time to practice the skills learned in the introductory class along with additional strategies for quilting on your home sewing machine that will take you to the next level. A simple placemat is pieced before class. During class you will quilt the placemat using your new knowledge. (P)

Instructor: Cindy Fenster..... \$50

BALTIMORE ALBUM FLORAL TECHNIQUES

Tuesday, September 23, 9:30-3:30



Explore the glorious richness of Baltimore Album Quilts in this one day trip into the world of three-dimensional appliqué. Fabric is gathered, pleated, rucked, and folded to create blossoms beyond compare. Construction of narrow stems (1/4") with the use of masking tape is explored. This is a

technique class. Skills learned here may be applied to future projects. Techniques covered include rucking, fabric sculpting, broderie perse, narrow stems, invisible stitchery. Prior experience in appliqué will allow students to proceed with unusual techniques, but is not a prerequisite. Many techniques involve manipulation of small pieces of cloth. (P)

Instructor: Linda Halpin..... \$50

SERENDIPITY

NEW!

Wednesday, September 24, 9:30-3:30

In this all day class you will learn how to use high-contrast, large print fabrics to create kaleidoscope designs using 60 degree shapes. If you enjoyed Stack 'N Whack quilts, you'll love Serendipity quilts. The rotary cut, lap size quilt capitalizes on interesting designs created from stacked repeats of fabric, cut to provide unique designs. Each stack reveals the start of an exciting new block. Add supporting fabrics and you'll be started on an adventure in block design. Watch out. This could be addictive. (P)

Instructor: Judy Ward..... \$45

CLEANING OUT THE SEWING ROOM

Thursday, September 25, 5:30-8:30

This wonderful quilt uses the scraps you have lying around from all your projects. It can be made any size, depending on how many scraps you use. You'll feel great using those scraps, your room will be cleaner, and you'll have a great quilt to show for your efforts. Kathy will use the pattern to demonstrate a method of quilt as you go.

Instructor: Kathy Doyle..... \$30

HOW QUILTS ARE JUDGED

NEW!

Friday, September 26, 9:30-11:30

Klaudeen will discuss basics common to all quilts that judges consider when selecting prize winners. She will stage a mock-judging to give you an overview of how the judging process actually works. Expect some surprises when she shows how some decisions are already made by the committee that writes the rules and not by the judges! Receive help in understanding how overall winners are chosen. Learn to give your own quilt a better chance to wear a ribbon at its next show.

Instructor: Klaudeen Hansen..... \$25



Class Schedule

BEGINNING BEAD EMBELLISHMENT

Friday, September 26, 9:30-3:30

In this class, Lisa will explore all of the basic stitches used in bead embroidery. You'll go home with a sampler containing lots of bead embroidery stitches, hand-outs with information about beads, threads, and embroidery techniques, and many fun new ideas to try at home. A kit with the sampler base, beads, needles, and thread will be provided in class. All you need to bring are some scissors for cutting thread and a desire to learn some new ways to liven up quilts, garments, and just about anything made of fabric. (P)

Instructor: Lisa Binkley \$50

WINNER'S BOUQUET

NEW!

Saturday, September 27, 9:30-12:30

This is a great class for learning how simple curves can be. It's a good way to use up those scraps of fabric you have in your stash or that fat quarter bundle you've had waiting for just the right project. Choose your size from wall quilt to king size. Atkinson Designs pattern with templates required. Advanced beginner.

Instructor: Donna Mather \$30

HEIRLOOM MACHINE QUILTING FEATURING HOLLY SQUARE PATTERN

NEW!

Tuesday, September 30, 9:30-3:30

In this hands-on workshop, you will receive the information and confidence to complete quilts on the machine you already own. Joanie shares her formula for success, and the supplies and techniques used in her work. Learn to transform a solid piece of fabric into a work of beauty using the original Holly Square design created for this class.

Focus on refined free-motion technique using the basic elements of Heirloom Machine Quilting: curvilinear motifs, grids, and stippling. Class includes information on essential supplies, machine set-up, marking, basting, navigating the design, plus time to begin stitching this beautiful holiday project. Prerequisite: a strong desire to learn and at least some previous machine quilting experience. (P)

Instructor: Joanie Zeier Poole \$55

INTERMEDIATE QUILTING

Wednesdays, October 1, 8, 15, 22, 9:30-12:30

Have you made a quilt, or done some piecing? Are you ready to stretch your block building skills beyond straight lines and triangles? Our intermediate class will increase your knowledge, skill, and confidence in quilting while you learn to master "hard" blocks. You'll learn all kinds of ways to make blocks that used to look hard.

Instructor: Denise Matson \$50

OVAL TOOTHBRUSH RUG

Thursdays, October 2 & 9, 5:30-8:30 OR

Tuesdays, October 14 & 21, 9:30-12:30



This is a great class for learning how to make area rugs and using scraps. The name comes from the original needle which was a broken off toothbrush handle. The rugs are easy to make, can be any size, and any color.

Instructor: Phyllis Karr \$35

FAN SWEATSHIRT JACKET

Fridays, October 3 & 17, 9:30-12:30

Roberta has a knock out jacket pattern. You basically cover a sweatshirt with fan shaped strips which make you look thin and hide most of the sweatshirt. You end up with a soft, cozy, flattering jacket. Batiks make an especially classy look.

Instructor: Roberta Phillips \$40

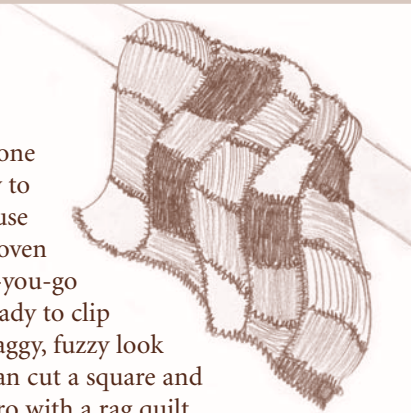
RAG QUILT

**Saturday, October 4,
9:30am-3:30pm OR**

**Tuesday, October 28,
9:30am-3:30pm**

Cuddle up tonight in one of the coziest and easy to make quilts! You will use flannel, brushed, or woven cotton with a quilt-as-you-go technique. You'll be ready to clip those seams for that raggy, fuzzy look by afternoon. If you can cut a square and sew an x, you'll be a pro with a rag quilt. The pattern is easily adapted to any size quilt. (P)

Instructor: Denise Matson \$45



GARDEN OF EDEN ART QUILT

NEW!

Friday, October 10, 10:00-3:00



Learn how to use Laura Wasilowski's fusing and free cutting techniques to create this small art quilt. You will build your own unique blooming garden filled with colorful flowers, wavy grasses and curly ferns. Sue will show you how she made her own creation unique using

treasures from a scrapbook store. No sewing machine needed! (P)

Instructor: Sue Vollbrecht \$35

LIFE IS A STITCH

RIBBON OF STARS NEW!
 USING THE NEW "CYNDICATING" TECHNIQUE

Fridays, October 17, 31, & November 21, 10:00-12:30
 If you want to move from "a piecer" to "a quilter," and if you have wanted to successfully quilt larger quilts without the agony of maneuvering the quilt at your machine, this technique, "cyndicating" by Cindy Fenster and Kathy Doyle, is the answer. Once you master this strategy, you can apply it to other large quilts. The class consists of three 2 1/2 hour sessions and is for quilters with basic piecing skills. In the first session you will learn the piecing of the blocks and the main units of the quilt top. The second session will present quilting designs specific for this quilt and help you begin to quilt those designs on your own machine. In the third session you will learn "cyndicating," the method of joining the units into a full size quilt.
Instructor: Cindy Fenster \$60

BEADING ON THE EDGE


Friday, October 17, 1:00-4:00
 This class explores the many ways to use beads along the edges of your quilts, garments, or other cloth items. You'll learn several edging stitches as well as a variety of fringe techniques by creating a sampler to take home for future reference and inspiration. Beginning Bead Embellishment class or prior experience with bead embroidery helpful but not required.
Instructor: Lisa Binkley \$30

INTRODUCTION TO MACHINE QUILTING

Saturday, October 18, 10:00-3:00 OR
Thursday, October 30, 10:00-3:00
 Learn to do your own machine quilting. Cindy has extensive quilting experience and specializes in helping you get the most out of your home sewing machine. You will learn how to choose the best quilting design for your quilt and the logistics of how to actually get the quilting onto your quilt. All skill levels. (1)
Instructor: Cindy Fenster \$50

ELECTRIC QUILT (EQ)

Sunday, October 19, 12:30-3:30
 Have you wondered about the Electric Quilt program? Here is your chance to see what it is all about and investigate how it can be used to enhance and challenge your quilting skills. The demonstration will cover the highlights of the program and start you on your way with designing a block and quilt. You may bring your laptop and work along with Evelyn, but it is not mandatory for the class. We will be working with the EQ6 version of this exciting program.
Instructor: Evelyn Larrison..... \$30



Check out the classes online for more photos and updates. Thanks to Madison Sewing & Vacuum we have several Janome sewing machines that are available to rent for a modest charge if you are unable to bring your machine to a class. We also have a needle felting machine that may be rented on an hourly basis.

BEGINNING PUNCH NEEDLE

Thursday, October 23, 5:30-7:30
 Have you ever wanted to try punch needle? It's fun, easy, and quick, a good project to do while watching TV. Learn the basics of punch needle during this enjoyable class. You may choose any punch needle pattern, and Lisa will show you the techniques needed to make the design.
Instructor: Lisa Bunescu..... \$30

BEGINNING QUILTING

Wednesdays, October 29, November 5, 12, 19, 26, December 3, & 17, 9:30-12:30
 This is a complete beginner class. You'll learn how to pick out fabric, use rotary cutting equipment, make blocks, put them together with sashing, add a border, quilt, and finally bind your quilt. Sewing machines will be needed starting with the third class.
Instructor: Denise Matson \$78



A COLORING SPELL NEW!

Saturday, November 1, 9:30-4:00
 Create this snuggle and learn quilt from Chris's new book and learn a non-fusible way to do great appliqué while creating a colorful, fun, cuddly, and educational quilt for a special child in your life. You'll love Chris's happy, enthusiastic teaching style. (1)
Instructor: Chris Kirsch..... \$50

Our all day classes have the option of a catered lunch for \$10, or bring your own brown bag lunch.

Class Schedule

AN AMISH MEMORY

NEW!

Tuesdays, November 4 & 11, 9:30-12:30

Waves of color move in all directions with the bargello technique. The intricate design looks complex yet it only involves cutting a straight line and sewing a straight line. Choose your own color combinations for a unique hanging. Some prior quilting experience.

Instructor: Roberta Phillips \$40

FABRIC RESCUE

NEW!

Wednesday, November 5, 9:30-3:30

Would you like to create beautiful quilts from fabric that has had a previous life? MaryAnn has a passion for rescuing fabric and transforming it into quilts. In the morning you'll learn how to evaluate fabrics to rescue, deconstruct clothing, and when to use a stabilizer. Shirts, ties, and jeans will be covered. After lunch you'll begin transforming the deconstructed clothing into a quilt by cutting, sewing, cutting again, and even swapping fabric. ☹

Instructor: MaryAnn Kelmer \$45

EASY CHRISTMAS RUNNER



Thursday, November 6, 5:30-8:30

Mary's design was featured in Country Woman's 2007 Christmas Book. Easy piecing in seasonal colors and fusible star appliques make this runner a fast and quick accent for your holiday table. All skill levels of quilters will enjoy this project. No previous quilting or appliqué experience is necessary.

Instructor: Mary Cain \$30

INTERMEDIATE QUILTING

Thursdays, November 6, 13, 20, & December 4, 5:30-8:30

This class is designed for someone who has completed a beginner class, or had some prior quilting experience, and wants to learn more. You will learn some harder piecing and the basics of paper foundation piecing and appliqué. It's a great class for expanding your quilting knowledge.

Instructor: Donna Mather \$55

MACHINE QUILTING LEVEL II

NEW!

Friday, November 7, 10:00-3:00

See class description from September. ☹

Instructor: Cindy Fenster \$50

CHOOSING, ADAPTING, AND USING QUILTING DESIGNS

NEW!

Saturday, November 8, 9:30-3:30

Learn how a single quilting design can be manipulated to fill the quilt top with perfectly coordinating squares, triangles, and multi-sized border designs. Explore how to navigate a design, what to stitch first, last and why. Using simple tools and skills from the art world, Joanie demonstrates how you can adapt almost any image for quilting. Discover new sources of designs and learn a variety of marking procedures. You will create full-size quilting templates by manipulating designs to fit your needs. After this class you will never again be at a loss when your pattern suggests "quilt as desired." ☹

Instructor: Joanie Zeier Poole \$55

FABRIC SELECTION MADE EASY

Friday, November 14, 9:30-12:00

One of the hardest parts of making a quilt can be choosing the fabrics. This class will open new doors. You will construct a fabric selection guide book, and gain new knowledge in hands-on exercises that will give you confidence. No sewing in this class.

Instructor: Linda Halpin \$30

MASTERING HAND QUILTING

Friday, November 14, 1:00-4:00

Whether you have quilted before or not, this class is for you. Begin as if you are new to the topic, and explore the world of poke-pull (or stab stitch) quilting. Executed differently from the running stitch, poke-pull quilting allows you to make quilting stitches that are truly reversible. No more calluses, no sore fingers, and no need for a thimble, poke-pull quilting is especially good for those with arthritis, carpal tunnel, or limited flexibility due to mastectomies.

Instructor: Linda Halpin \$30

BEADING IN A BIG WAY

Saturday, November 15, 9:30-12:30

Have you ever wanted to sew larger beads or buttons onto your quilts, but you weren't sure how to make them look both great and secure? This class covers many of the ways to incorporate larger beads, buttons, and cabochons into your quilts and bead embroideries. You will create a sampler displaying a variety of techniques for beautifully and securely attaching larger beads and buttons to quilts or other fabric items. Beginning Bead Embellishment class or prior experience with bead embroidery helpful but not required.

Instructor: Lisa Binkley \$30

CLASS AND EVENT POLICIES

You may register for a class in person or by phone (608) 849-6473. Classes/events must be paid for at the time of registration. A class supply list can be picked up at the store, or mailed to you. Double punches will be given on your punch card for class supplies. Cancellations more than one week before a class will forfeit 10 percent of the class fee. Cancellations less than one week before a class/event will forfeit the entire fee. Class refunds are given as store credit. Mill House Quilts reserves the right to cancel a class one week before the class if there is insufficient enrollment. You may send someone in your place. Our classrooms are upstairs. We are happy to assist you in carrying sewing machines.

☹ Our all day classes have the option of a catered lunch, or bring your own brown bag lunch.

September

SUNDAY	MONDAY	TUESDAY	WEDNESDAY	THURSDAY	FRIDAY	SATURDAY					
	1	6" Block of the Month Club 9:30-11:00	2	3	Block of the Month Club 10:00-11:00 Beginning Quilting 5:30-8:30 Out & About 6:00-7:30	4	5	6			
	CLOSED: LABOR DAY										
7	8	9	10	Strip Club 6:00-7:30 Beginning Quilting 5:30-8:30	11	Open Until 6:00	12	Open Sewing 9:30-3:00 Open Until 6:00	13		
							QUILT EXPO				
Stories in the Stitches 1:00-3:00	14	15	Open Sewing 9:30-3:00	16	Chasing a Star 9:30-3:30 UFO Club 9:30-10:30 Gadget Guru 10:30-1:30	17	EQ Club 10:00-11:00 Nearly Insane Club 6:30-7:30 Beginning Quilting 5:30-8:30	18	19	Machine Quilting Level II 10:00-3:00	20
21	22	Baltimore Album Class 9:30-3:30 Machine Quilting Level II 10:00-3:00	23	Serendipity 9:30-3:30	24	Cleaning Out the Sewing Room 5:30-8:30 Beginning Quilting 5:30-8:30	25	Beginning Bead Embellishment 9:30-3:30 How Quilts Are Judged 9:30-11:30	26	Winner's Bouquet 9:30-12:30	27
28	29	Heirloom Machine Quilting 9:30-3:30	30								

October

SUNDAY	MONDAY	TUESDAY	WEDNESDAY	THURSDAY	FRIDAY	SATURDAY					
			Intermediate Quilting 9:30-12:30	1	Block of the Month Club 10:00-11:00 Oval Toothbrush Rug 5:30-8:30 Beginning Quilting 5:30-8:30	2	Fan Sweatshirt Jacket 9:30-12:30	3	Rag Quilt 9:30-3:30	4	
	5	6	6" Block of the Month Club 9:30-11:00	7	Intermediate Quilting 9:30-12:30	8	Oval Toothbrush Rug 5:30-8:30 Strip Club 6:00-7:30 Out & About 6:00-7:30	9	Garden of Eden 10:00-3:00	10	Open Sewing 9:30-3:00
12	13	Oval Toothbrush Rug 9:30-12:30	14	UFO Club 9:30-10:30 Intermediate Quilting 9:30-12:30 Gadget Guru 10:30-1:30	15	EQ Club 10:00-11:00 Nearly Insane Club 6:30-7:30 Beginning Quilting 5:30-8:30	16	Fan Sweatshirt Jacket 9:30-12:30 Ribbon of Stars 10:00-12:30 Beading on the Edge 1:00-4:00	17	Introduction to Machine Quilting 10:00-3:00	18
Electric Quilt 12:30-3:30	19	20	Oval Toothbrush Rug 9:30-12:30 Open Sewing 9:30-3:00	21	Intermediate Quilting 9:30-12:30	22	Beginning Punch Needle 5:30-7:30	23	24	25	
26	27	Rag Quilt 9:30-3:30	28	Beginning Quilting 9:30-12:30	29	Introduction to Machine Quilting 10:00-3:00	30	Ribbon of Stars 10:00-12:30	31		



100 Baker Street • Waunakee, WI 53597
Hours: Monday – Saturday, 9am – 5pm
 Thursday, 9am – 8pm • Sunday, 12 – 4pm
FALL 2008

PRSR STD
 U.S. POSTAGE
PAID
 Permit No. 1121
 Madison, WI

www.millhousequilts.com



Check out the classes online for more photos and updates.

MAILING LIST UPDATE

Please notify us if there are any changes or errors in your address. Email us at info@millhousequilts.com. Include both your old, or incorrect, and new, or correct, information.

November

SUNDAY	MONDAY	TUESDAY	WEDNESDAY	THURSDAY	FRIDAY	SATURDAY
						A Coloring Spell 1 9:30-4:00
2	3	6" Block of the Month Club 9:30-11:00 An Amish Memory 9:30-12:30	4 Beginning Quilting 5 9:30-12:30 Fabric Rescue 9:30-3:30	6 Block of the Month Club 10:00-11:00 Easy Christmas Runner 5:30-8:30 Intermediate Quilting 5:30-8:30	7 Machine Quilting Level II 10:00-3:00	8 Choosing, Adapting, and Using Quilting Designs 9:30-3:30 Open Sewing 9:30-3:00
9	10	An Amish Memory 11 9:30-12:30	Beginning Quilting 12 9:30-12:30	13 Intermediate Quilting 5:30-8:30 Strip Club 6:00-7:30	14 Fabric Selection Made Easy 9:30-12:00 Mastering Hand Quilting 1:00-4:00	15 Beading in a Big Way 9:30-12:30
16	17	Open Sewing 18 9:30-3:00	UFO Club 19 9:30-10:30 Beginning Quilting 9:30-12:30 Gadget Guru 10:30-1:30	20 EQ Club 10:00-11:00 Intermediate Quilting 5:30-8:30 Nearly Insane Club 6:30-7:30	Ribbon of Stars 21 10:00-12:30	22
23	24	25	Beginning Quilting 26 9:30-12:30	27	28	29
30				CLOSED: THANKSGIVING DAY		