

# Mill House Quilts

100 Baker Street • Waunakee, WI 53597

(608) 849-6473 • info@millhousequilts.com • www.millhousequilts.com

Hours: Monday – Saturday, 9am – 5pm • Thursday, 9am – 8pm • Sunday, 12 – 4pm

YOUR QUILTING HAVEN

JULY–SEPTEMBER 2010

## FIRE CRACKER SALE

JULY 1-3

Here's a great way to kick off the holiday weekend. Finish a bolt of regular priced fabric and receive 20% off that bolt. Selected fat quarters 6/\$10. Other pre-cut fat quarters 4/\$10. All patterns 20% off. Selected kits 25%-50% off. Bargain Room fabric additional 10% off.



## BABY BASICS



Begins in August and is geared for new mothers, grandmothers, and anyone who needs a baby or toddler gift. We will concentrate

on quick, easy projects that are not quilts. Many are appropriate for new sewers.

*"I THINK IT'S TIME FOR A PICTURE." said my two year old grandson. He was playing with his almost two year old cousin and sensed the moment was special. They were meeting each other for the first time as non-babies while we attended the International Quilt Market in Minneapolis. They were having a great time playing at my son's, and we were having an equally great time walking the market floor and checking out all the new ideas. "I think it's time for a picture" isn't what we said on the market floor, but we were working hard on remembering images and new ideas. Market is three days of intense stimulation. What a change of pace to leave the convention center behind and stroll down the street with the toddlers on our way to dinner. Every fire hydrant was inspected, sidewalk bumps were jumping spots, and pushing the walk button was a big event. It was a moment in time to be remembered with a picture. We returned home, our bags brimming with brochures containing pictures, and remembering two toddlers holding hands and one saying, "I think it's time for a picture."*

*Dianne*

## 12TH ANNUAL SHOP HOP JULY 21-25

It gets better every year. Pick up your free passport at any of the twelve participating stores, and be in the running for one of our fabulous prizes. Grand prize is a gift certificate worth \$250 for machine quilting by the long arm of your choice. Second place prize is \$150 for machine quilting. There are an additional twenty-four more prizes. Buses will be available by reservation on Thursday and Friday for those who want to shop without any driving hassles. A free fat quarter and a free pattern await you at every store. Join us for a fun shop hop. Newsletters with all information are available at each participating store. Information is also on the web at [www.wishophop.com](http://www.wishophop.com).



## QUILT RETREAT JULY 30-AUGUST 1

A two day get away for sewing and relaxing! Meals, snacks, two nights lodging, and some special treats are included. Arrive anytime Friday afternoon, July 30. Welcome reception and dinner are at 6:30. You can sew as late as you want, swim in the pool, or just hang out and talk. Saturday we'll have a free shuttle for shopping at Mill House. Saturday night will be show and tell after dinner. Pack your projects and join us at the Holiday Inn Express in DeForest. \$160 double occupancy.



## PURSE PARTY

Begins in July. Who can't use another bag for themselves, or for a gift? Irene loves bags and will lead you through a series of bags and purses every other month. Take one or all of the classes and be prepared for a great time and fun new bag.

## CRAZY QUILT LOVERS

Crazy quilting is coming to Mill House. We have a class Wednesday, July 28 for those wanting to get started, or needing a refresher. In October we will start a Crazy Quilt Club. Monthly club meetings will be the first Thursday evening from 6:30-7:30.

## DAZZLING DEMOS

FOURTH THURSDAY • 1:00-1:30 & 7:00-7:30



Mary is bursting with all kinds of ideas for quick, simple projects. Every fourth Thursday, she will give a free one-half hour presentation that will open up ideas for useful and simple projects that are quick and easy to do with

minimal time or yardage. The demo will be given in the early afternoon from 1:00-1:30 and again in the evening from 7:00-7:30! **FREE**

## SNAP SACKS

Arriving in July. A quick and easy mini quilt kit. Pick one up for yourself and for a quilting friend.



## GADGET GURU

THIRD WEDNESDAY • 10:30-1:30

Stop in the third Wednesday of the month anytime between 10:30-1:30 to see Judy's free demo. July is **Zip Clips** and the **Wonder Ruler**. August is **Mesh Transfer Canvas** and **stencils**.

## QUILT EXPO

SEPTEMBER 9-11



Quilt Expo will be held at the Alliant Center in Madison from September 9-11. We will be vending at the show and have extended store hours.

Stop into the store to register for a \$100 gift certificate. Our first Thursday Block of the Month Club will have a special quilt show of Pieceful Nights sampler quilts hung at Quilt Expo.

## THORNBERRY PATTERN RELEASE DOUBLE HEADER

SUMMER ALL STARS  
AND STELLA BELLA

Stripes add a dramatic touch to Summer All Stars.

Stella Bella is festive and fun for Christmas, the Fourth of July, or anytime in between.



## AQS QUILT SHOW IN DES MOINES OCTOBER 8-9



We are sending one bus to the AQS Quilt Show in Des Moines October 8-9. The bus leaves 6:30 Friday morning, October 8 and returns Saturday night, October 9 about 8:30. The fee of \$124, double occupancy, includes bus, dinner

Friday, and motel room. Single rate is \$149. Friday we'll go right to the convention center and stay until the show closes at 6:00. Saturday we will be at the show from 9:00 until 2:30 and then head for home.

## MILL HOUSE ONLINE STORE

Mill House is online with a selection of kits, patterns, books, and notions. More items are being added all the time. Find us at [shop.millhousequilts.com](http://shop.millhousequilts.com).

## QUILT SHOW BULLETIN BOARD

Mill House Quilts has a regional quilt show bulletin board on our web site, [www.millhousequilts.com](http://www.millhousequilts.com). Send us your show information and we'll get it posted.

Mill House Quilts has monthly clubs which meet to share a common interest. All clubs are free and may be joined at any time. Several require a special purchase.

## Clubs

**CLUB NEWS:** First Thursday Block of the Month club is thrilled to have last year's Pieceful Nights sampler chosen as a **special quilt show** at **Quilt Expo** in September. The quilts will also be shown at the St. John's quilt show in Waunakee in October. Our new **Crazy Quilt Club** will meet the first Thursday 6:30-7:30 starting October 7.

## 6-INCH BLOCK OF THE MONTH CLUB

**1st Tuesday of the Month • 9:30-11:00am • FREE**

The book *Sylvia's Bridal Sampler* is the source for each month's blocks. Those who bring in completed blocks from the last month's demonstration have a chance to win free fat quarters. This is a great way to make new friends and use up scraps! New members are always welcome! Book required.

## BLOCK OF THE MONTH CLUB

**1st Thursday of the Month • 9:30-10:30am • FREE**

Sew Many Blocks by Bits 'n Pieces is the pattern chosen for 2010. One to two blocks or framing patterns will be presented each month. New members may join at any time. Pattern required.

## LOG CABIN CLUB

**1st Thursday of the Month • 11:00am-12:00 • FREE**

Join log cabin lovers and study one of the most versatile quilt blocks. Each month there will be a presentation of a log cabin pattern. Cutting, piecing, and assembly tips are frequently mentioned. New members always welcome.

## STRIP CLUB

**2nd Thursday of the Month • 6:00-7:00pm • FREE**

Waunakee's only strip club. Each month a pattern will be presented using 2½" strips, and we'll have a strip exchange based on a theme. To participate in the strip exchange, bring twelve 2½" strips in the month's theme. July's strips are paisleys, August is anything goes, and September is gold. New members always welcome. Hosted by Jane Vaughan.

## APPLIQUÉ CLUB

**2nd Friday of the Month • 9:30-11:30am • FREE**

Bring any appliqué project you are working on or have questions about. Share ideas, help, and conversation as you complete your project. New members always welcome. Hosted by Loretta Holmen.

## SCRAP LOVERS CLUB

(A.K.A STASH BUSTER BEAUTIES)

**2nd Saturday of the Month • 9:30-10:30am • FREE**

Scrap lovers unite. Each month we'll share ideas through show and tell, and you'll get a free pattern as an incentive to dig into your stash. If you make something from the free pattern by the next month, you have a chance to win free fat quarters. New members always welcome. Hosted by Dianne Larson.

## CIVIL WAR CLUB

**3rd Tuesday of the Month • 9:30-10:30am**

Civil War Club is for reproduction lovers and historical buffs. Our project for 2010 is the Civil War Tribute quilt. 2011 will be 150 years since the start of the Civil War. Marcus Brothers Fabrics, Judy Rothermel, and Homestead Hearth teamed up to create a gorgeous 100" x 112" quilt to commemorate this event. The quilt highlights a variety of star blocks. Each block represents a major battle of the war. Historical references to the battle are included with each pattern. Join Mary every third Tuesday to see a presentation of the new block, discuss the battle commemorated, and share show and tell. Make the previous month's block and be in the drawing for free fat quarters. **Kit fee of \$27.95 required each month.** The program begins in January and continues through December. New members may join throughout the year if we have enough kits. Hosted by Mary Schmitt.

## UFO CLUB

**3rd Wednesday of the Month • 9:30-10:30am • FREE**

UFO Club is for anyone who can claim to have three or more UnFinishedObjects (quilts) needing more than the binding. Register your UFO's by bringing them to any meeting. Each time you complete a UFO, you may enter your name to win a \$25.00 Mill House gift certificate. Drawing occurs twice a year at the June and December meetings. New members always welcome. Hosted by Dianne Larson.

## EQ CLUB

**3rd Thursday of the Month • 10:00-11:00am • FREE**

Do you have EQ6 or 7 and want to explore its uses with other quilters? Tips and ideas for exploring and using Electric Quilt will be discussed. Bring a laptop if you can and any questions or ideas you have. All skill levels and new members are welcome. Hosted by Fran Heisey and Evelyn Larrison.

## SYLVIA'S BRIDAL SAMPLER CLUB

**3rd Thursday of the Month • 6:30-7:30pm • FREE**


Create your own version of the 140 block sampler quilt made for Sylvia and Andrew's wedding in Jennifer Chiaverini's Elm Creek Quilts book *The Master Quilter*. Kathy will guide you through eight blocks each month. *Sylvia's Bridal Sampler* book required. New members always welcome. Hosted by Kathy Doyle.

# Class Schedule

## CHRISTMAS TWEET INVISIBLE APPLIQUE FULL-DAY WORKSHOP

NEW!

Thursday, July 8, 9:30-3:30



Learn invisible appliqué by machine using Joanie's original pattern with a Christmas theme. Discover a hassle-free preparation method for turned-edge applique using heat resistant template plastic and spray starch (no messy glue or paper to remove!) and then be trained in attaching the shapes with invisible applique by machine. This preparation method can also be used for traditional hand applique or decorative edge finishing techniques by hand or machine. ④

**Instructor: Joanie Poole** ..... \$55

## BEADED ORNAMENTS

Friday, July 9, 9:30-3:30

Lisa designs a new ornament every year. The ornament debuts in December and is repeated once the following July. These beaded ornaments are becoming a collector's item. In class you will explore both simple and more complex bead embroidery techniques while creating



a beautiful beaded ornament for your own home or as a gift for someone special. Both basic and more advanced bead embroidery techniques will be taught, as well as some basic thread embroidery stitches. Kits containing the ornate fabric for the ornaments, as well as coordinated beads and threads will be purchased from the instructor. No bead embroidery experience is necessary. Students who have taken the Introduction to Bead Embroidery class or have some experience with bead embroidery will learn additional techniques in this fun class. ④

**Instructor: Lisa Binkley** ..... \$50

## FABRIC BASKETS

Wednesday, July 14, 9:30-12:30

Learn how to create a beautiful fabric basket using simple wrapping and coiling methods and zigzag stitching. The small basket you will complete in class is just the right size for holding personal treasures and makes a perfect gift. Be warned—making these baskets is addicting!

**Instructor: Jane Kraemer** ..... \$30

## PURSE PARTY—POTATO CHIP BAG

NEW!

Friday, July 16, 9:30-12:30

It's hard to make just one. Three fat quarters is enough fabric for one bag. This is a great first purse class, or a fun continuing class. Make one to match each outfit.



**Instructor: Irene Stoll** ..... \$30

## CYNDIKATION

Fridays, July 23, 10:00-3:00 & August 6, 10:00-12:30

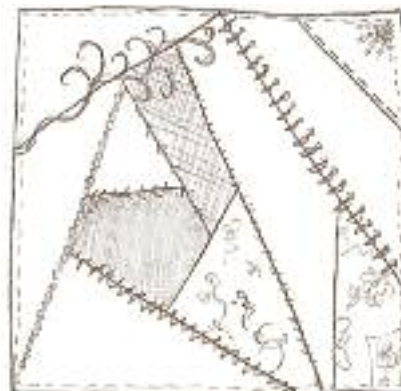
Would you like to say, "I quilted it myself"? Cindy Fenster and Kathy Doyle have developed a technique called "cyndikation" which gives you the opportunity to successfully quilt your own quilts on your home sewing machine. Cyndikation allows you to divide your quilt into sections, quilt the sections, and then join the quilted sections together. Bring a quilt top you want to finish yourself. In the first session, Cindy will help you decide how to split the top into sections, help you plan a quilting design, and get you started quilting. The second session will teach the cyndikation technique. You'll put at least two sections together. **July 23 Session Only** ④

**Instructor: Cindy Fenster** ..... \$65

## CRAZY QUILTING

NEW!

Wednesday, July 28, 9:30-3:30



If you are a beginner, or need a refresher, this class is for you. You'll make a block from your favorite fabrics, and then learn ten basic stitches: blanket, cretan, lazy daisy, French knot, stem, couching, running, straight, fly, and fan. Ideas for adding

beads, crystals, charms, and silk ribbon embroidery will be discussed. You'll be ready to join our new club starting in October. ④

**Instructor: Renee Shidivy** ..... \$35

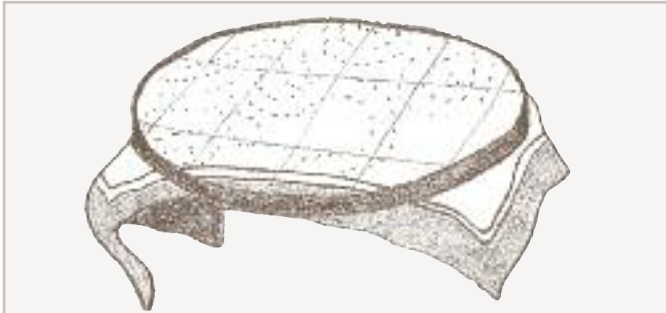
## FABRIC SELECTION MADE EASY

Friday, July 30, 9:30-12:00



One of the hardest parts of making a quilt can be choosing the fabrics. This class will open new doors. You will construct a fabric selection guide book, and gain new knowledge in hands-on exercises that will give you confidence. No sewing in this class.

**Instructor: Linda Halpin** ..... \$30



## MASTERING HAND QUILTING

Friday, July 30, 1:00-4:00

Whether you have quilted before or not, this class is for you. Begin as if you are new to the topic, and explore the world of poke-pull (or stab stitch) quilting. Executed differently from the running stitch, poke-pull quilting allows you to make quilting stitches that are truly reversible. No more calluses, no sore fingers, and no need for a thimble, pokepull quilting is especially good for those with arthritis, carpal tunnel, or limited flexibility due to mastectomies.

**Instructor: Linda Halpin** ..... \$30

## BABY BASICS— RECEIVING BLANKETS AND BURP CLOTHS

NEW!

Wednesday, August 4

9:30-11:30

Simple, easy, and so necessary. If you are a new sewer, this is a good place to start. If you are an experienced sewer, you'll be able to whip up a stack of these. They make great shower gifts.



**Instructor: Dianne Larson** ..... \$20



Our all day classes have the option of a catered lunch or bring your own brown bag lunch.

# LIFE IS A STITCH

## THE GREAT ZIPPER BAG



Tuesday, August 10, 9:30-12:00

Learn to make a lined, zippered bag which is so simple, and so versatile that you'll easily be able to have a stash built up for gift needs. You'll learn the basic bag, and then how to vary the size, make coordinated sets, and even several ways to turn it into a purse.

**Instructor: Dianne Larson** .. \$30

## TEE SHIRT QUILT

Thursday, August 12, 9:30-2:00

Memory quilts make great gifts for many occasions. Bring all the tee shirts you would like to use. Dianne will show you several different ways to make tee shirt quilts using any number of shirts. ④



**Instructor: Dianne Larson** ..... \$35

## INTRODUCTION TO MACHINE QUILTING

Friday, August 13, 10:00-3:00

Learn to do your own machine quilting. Cindy has extensive quilting experience and specializes in helping you get the most out of your home sewing machine. You will learn how to choose the best quilting design for your quilt and the logistics of how to actually get the quilting onto your quilt. All skill levels. ④

**Instructor: Cindy Fenster** ..... \$50

## INTERMEDIATE QUILTING

Thursdays, August 26, 5:30-8:30

Thursdays, September 2, 9, 16, & 23, 5:30-8:30

This class is designed for someone who has completed a beginner class, or had some prior quilting experience, and wants to learn more. You will learn some harder piecing and the basics of paper foundation piecing and appliqué. It's a great class for expanding your quilting knowledge.

**Instructor: Donna Mather** ..... \$55

# Class Schedule

## BEGINNING BEAD EMBELLISHMENT

**Friday, September 24, 9:30-3:30**

Explore all of the basic stitches used in bead embroidery under Lisa's expert guidance. You'll go home with a sampler containing lots of bead embroidery stitches, hand-outs with information about beads, threads, and embroidery techniques, and many fun new ideas to try at home. A kit with the sampler base, beads, needles, and thread will be provided at the beginning of class. Learn some new ways to liven up quilts, garments, and just about anything made of fabric. ④

**Instructor: Lisa Binkley . . . . . \$50**

## CYNDIKATION

**Tuesday, September 28, 10:00-3:00**

**Tuesday, October 12, 10:00-12:30**

Would you like to say, "I quilted it myself"? Cindy Fenster and Kathy Doyle have developed a technique called "cyndikation" which gives you the opportunity to successfully quilt your own quilts on your home sewing machine. Cyndikation allows you to divide your quilt into sections, quilt the sections, and then join the quilted sections together. Bring a quilt top you want to finish yourself. In the first session, Cindy will help you decide how to split the top into sections, help you plan a quilting design, and get you started quilting. The second session will teach the cyndikation technique. You'll put at least two sections together. **September 28 Session Only** ④

**Instructor: Cindy Fenster . . . . . \$65**

## FAN SWEATSHIRT JACKET

**Wednesday, September 29, 9:30-12:30**

**Wednesday, October 13, 9:30-12:30**

Turn a cozy sweatshirt, new or used, into a knock out jacket by covering the front and back of the sweatshirt. Roberta is an expert with any sizing alterations that might be needed. You'll end up with a soft, cozy, flattering jacket. Batiks make an especially classy look.



**Instructor: Roberta Phillips . . . . . \$40**

## INTERMEDIATE QUILTING

**Thursdays, September 30, October 7, 14, 21, 28, 9:30-12:30**

Have you made a quilt, or done some piecing? Are you ready to stretch your block building skills beyond straight lines and triangles? Our intermediate class will increase your knowledge, skill, and confidence in quilting while you learn to master "hard" blocks. You'll be amazed at what you can make.

**Instructor: Denise Matson . . . . . \$55**

**Thanks to Madison Sewing & Vacuum we have several Janome sewing machines that are available to rent for a modest charge if you are unable to bring your machine to a class. We also have a needle felting machine that may be rented on an hourly basis.**

## CLASS AND EVENT POLICIES

You may register for a class in person or by phone (608) 849-6473. Classes/events must be paid for at the time of registration. A class supply list can be picked up at the store, or mailed to you. Double punches will be given on your punch card for class supplies. Cancellations more than one week before a class/event will forfeit 10 percent of the fee. Cancellations one week or less before a class/event will forfeit the entire fee. Refunds are given as store credit. Mill House Quilts reserves the right to cancel a class/event one week before if there is insufficient enrollment. You may send someone in your place. Our classrooms are upstairs. We are happy to assist you in carrying sewing machines.

## Quilting in Colonial America

Although quilting was common in Europe during the colonial times, quilting as we know it was quite uncommon in America. Many European women may have learned the art of applique, and even brought their quilted materials with them to America. But America was different. There was a shortage of fabric in America. During the 1600's, the Navigational Acts restricted the growing of cotton or production of wool. Fabric had to be imported, and as a result, was very expensive. Only wealthy women could afford to quilt. Much of the quilting was whole-cloth quilting—quilting elaborate and beautiful patterns on single pieces of

cloth. The oldest remaining example of American quilting is a linen counterpane, quilted by Eve van Cortlandt; Bronx County, NY, and initialed and dated 1760. Eve was born to wealthy New York landowners in 1736. She quilted the counterpane for her dowry chest and married Henry White, a member of the King's Council, in 1761. Henry remained loyal to the King, and after the Revolution, moved his family to England. After Henry's death, Eve moved back to America, living to the age of 100. See the quilt online at: <http://americanhistory.si.edu/collections/object.cfm?key=35&objkey=7196&gkey=169>





100 Baker Street • Waunakee, WI 53597  
**Hours:** Monday – Saturday, 9am – 5pm  
 Thursday, 9am – 8pm • Sunday, 12 – 4pm

**JULY–SEPTEMBER 2010**



**BUSES WELCOME!**

**EMAIL AND MAILING LIST UPDATE**

Please notify us if there are any changes or errors in your address or if you would like to receive our online newsletter. Email us at [info@millhousequilts.com](mailto:info@millhousequilts.com).



**MILL HOUSE IS ON TWITTER!**

Be the first to know about new arrivals.

<http://twitter.com/millhousequilts>

# September

SUNDAY	MONDAY	TUESDAY	WEDNESDAY	THURSDAY	FRIDAY	SATURDAY
			<b>1</b>	<b>2</b> Block of the Month Club 9:30-10:30 Log Cabin Club 11:00-12:00 Intermediate Quilting 5:30-8:30	<b>3</b>	<b>4</b>
<b>5</b>	<b>6</b> CLOSED: Labor Day	<b>7</b> 6" Block of the Month Club 9:30-11:00	<b>8</b>	<b>9</b> Intermediate Quilting 5:30-8:30 Strip Club 6:00-7:00	<b>10</b> Appliqué Club 9:30-11:30	<b>11</b> Scrap Club 9:30-10:30
				<b>Quilt Expo</b> Thursday, September 9 – Saturday, September 11		
<b>12</b>	<b>13</b>	<b>14</b>	<b>15</b> UFO Club 9:30-10:30 Gadget Guru 10:30-1:30	<b>16</b> EQ Club 10:00-11:00 Sylvia's Bridal Sampler Club 6:30-7:30 Intermediate Quilting 5:30-8:30	<b>17</b>	<b>18</b>
<b>19</b>	<b>20</b>	<b>21</b> Civil War Club 9:30-10:30	<b>22</b>	<b>23</b> Dazzling Demos 1:00-1:30 7:00-7:30 Intermediate Quilting 5:30-8:30	<b>24</b> Beginning Bead Embellishment 9:30-3:30	<b>25</b>
<b>26</b>	<b>27</b>	<b>28</b> Cyndikation 10:00-3:00	<b>29</b> Fan Sweatshirt Jacket 9:30-12:30	<b>30</b> Intermediate Quilting 9:30-12:30		